



CENTRAL TEXAS REGIONAL  
**MOBILITY AUTHORITY**

REGULAR MEETING OF THE

# BOARD OF DIRECTORS

---

*Our mission is to develop, deliver, operate and maintain high-quality roadways and related transportation solutions.*

**August 16, 2023**



CENTRAL TEXAS REGIONAL  
**MOBILITY AUTHORITY**

# **AGENDA**

## **ITEM #1**

---

Bobby Jenkins  
Chairman

# **Welcome and opportunity for public comment**



CENTRAL TEXAS REGIONAL  
**MOBILITY AUTHORITY**

# **AGENDA**

## **ITEM #2**

---

Bobby Jenkins  
Chairman

# **Welcome newly appointed Board Member**



# **CONSENT AGENDA ITEMS #3-4**

---

Bobby Jenkins  
Chairman

- 3. Approve the minutes from the June 26, 2023 Regular Board Meeting**
- 4. Prohibit the operation of certain vehicles on Mobility Authority toll facilities pursuant to the Habitual Violator Program**





CENTRAL TEXAS REGIONAL  
**MOBILITY AUTHORITY**

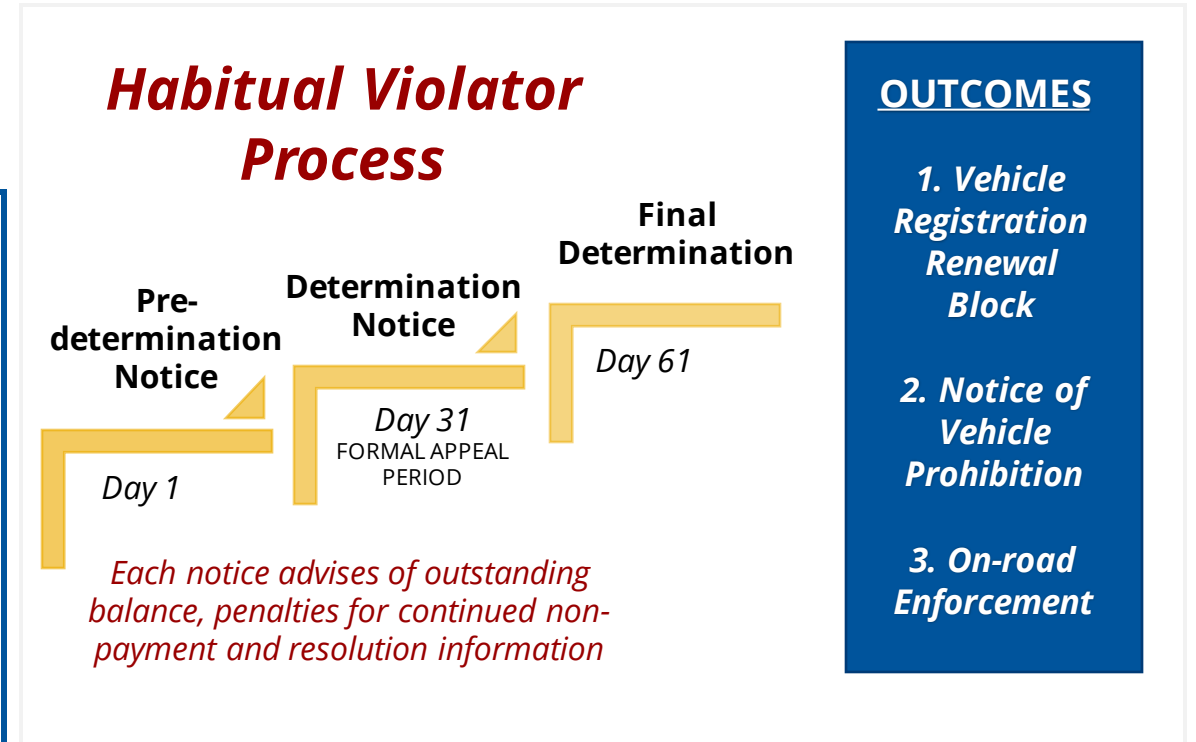
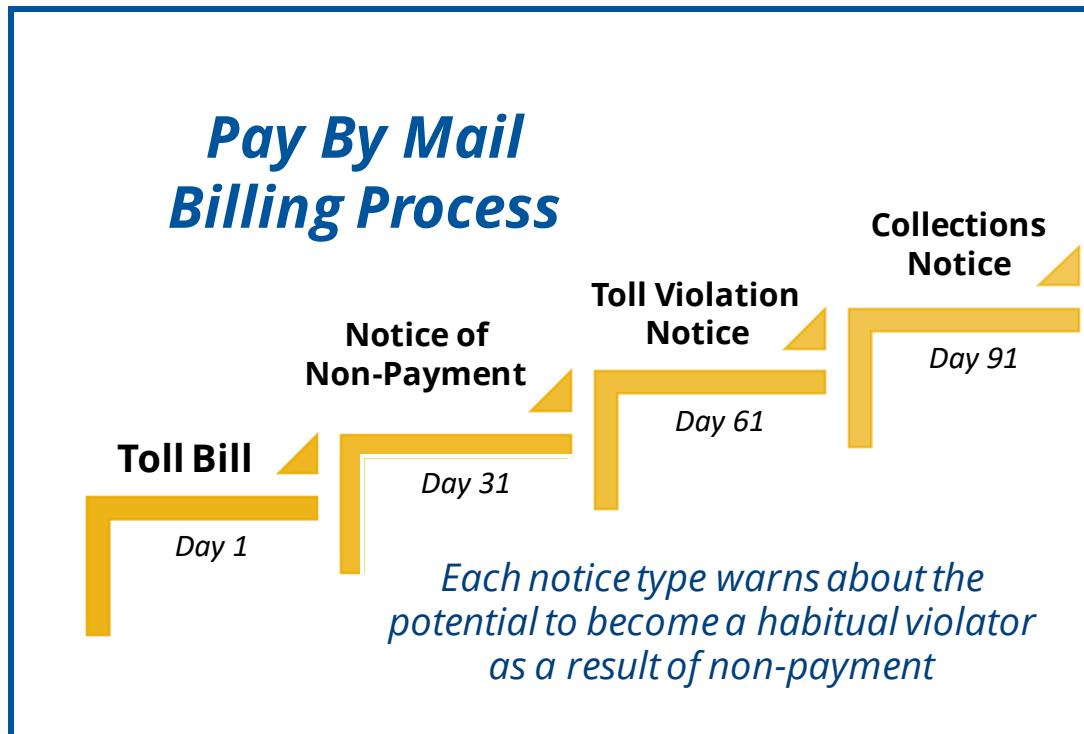
# **CONSENT AGENDA ITEM #4**

---

Tracie Brown  
Director of Operations

**Prohibit the operation of certain vehicles on Mobility Authority toll facilities pursuant to the Habitual Violator Program**

# Escalating Communications



# Mobility Authority Policy Codes



## Section 301.010(d-f): Customer Service & Violation Enforcement Policies

- Customers with 100 or more events non-payment within a period of one year and who have received at least two written notices of non-payment may be considered habitual violators. An event of non-payment is considered to be one unpaid toll transaction.
- Following a final determination that a registered owner with at least 100 unpaid toll violations within a year is a habitual violator, the authority may report a vehicle owned or leased by a person determined to be a habitual violator to a county tax assessor-collector or the Texas Department of Motor Vehicles in order to cause the denial of a vehicle registration.
- By order of its Board of Directors, ***the authority may prohibit the operation of a motor vehicle owned or leased by a person determined to be a habitual violator on all authority toll roads. Vehicles that continue to operate on a toll road after the prohibition are subject to ticketing and impounding.***

# HV Prohibited Vehicle Action Summary

## August 2023



- **Approve a *Vehicle Prohibition Order* for the identified habitual violator customers**
  - » Number of prohibited vehicles: 6,276
  - » Total number of related unpaid tolls: 2,274,865
    - Average number of outstanding tolls per vehicle: 362
    - Average unpaid balance: \$1,049
- **Next Steps**
  - » Customers will receive *Prohibition Order* by mail
  - » Customers found to be in violation of the prohibition are subject to a warning, a citation with up to \$500 fine and / or vehicle impoundment by local law enforcement



CENTRAL TEXAS REGIONAL  
**MOBILITY AUTHORITY**

# **REGULAR ITEMS**

---

COLLABORATION



INNOVATION



SERVICE



SAFETY



STEWARDSHIP



CENTRAL TEXAS REGIONAL  
**MOBILITY AUTHORITY**

# **AGENDA**

## **ITEM #5**

---

José Hernández  
Chief Financial Officer

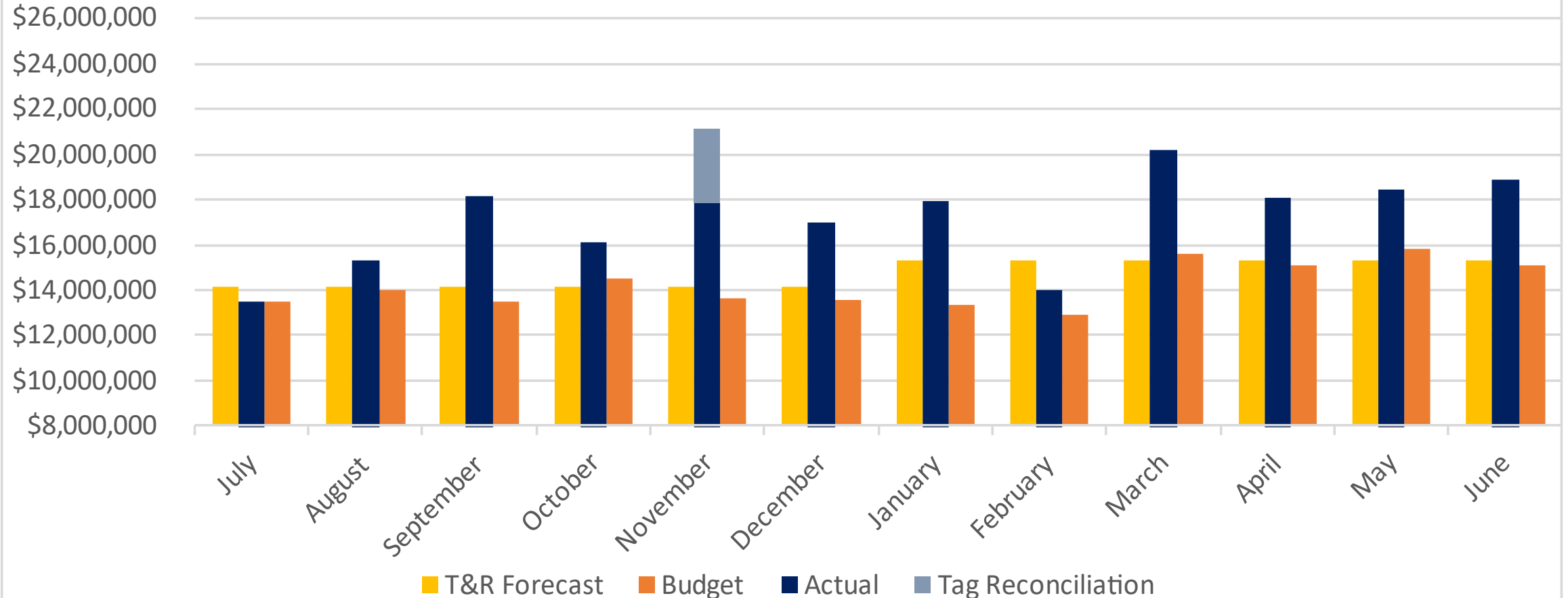
## **Accept the unaudited financial statements for June 2023**



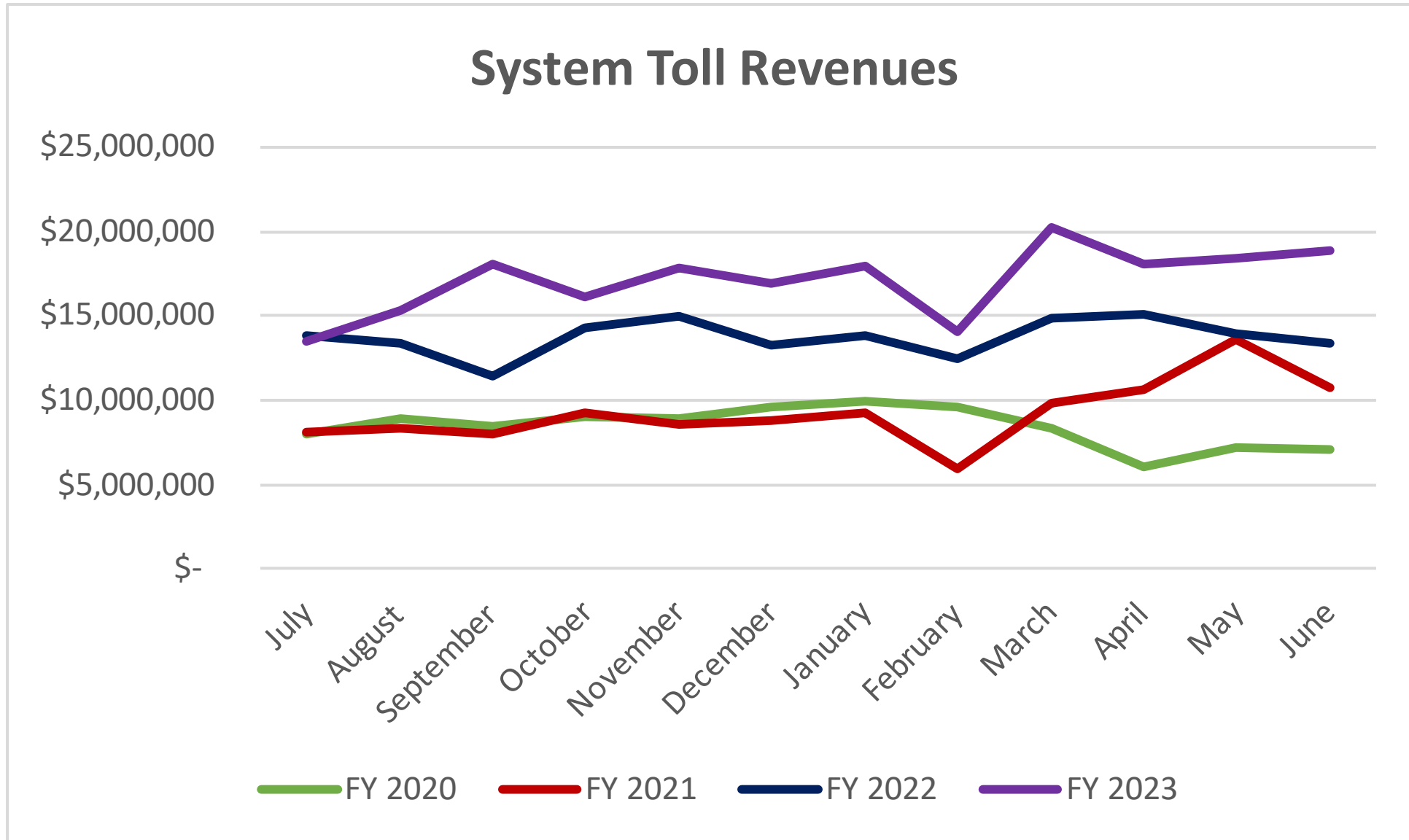
# Fiscal Year 2023 System Toll Revenues



## FY 2023 System Toll Revenues



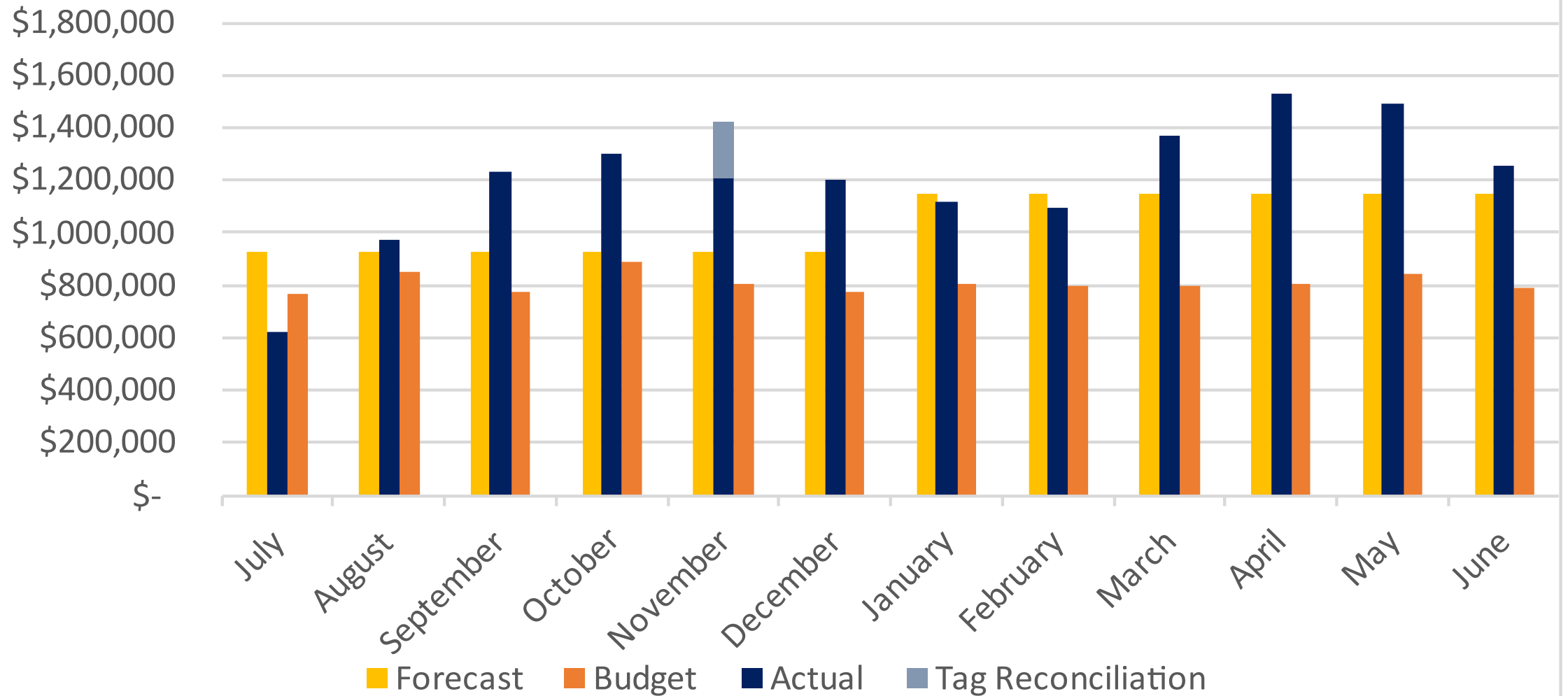
# System Toll Revenues Comparison by Year



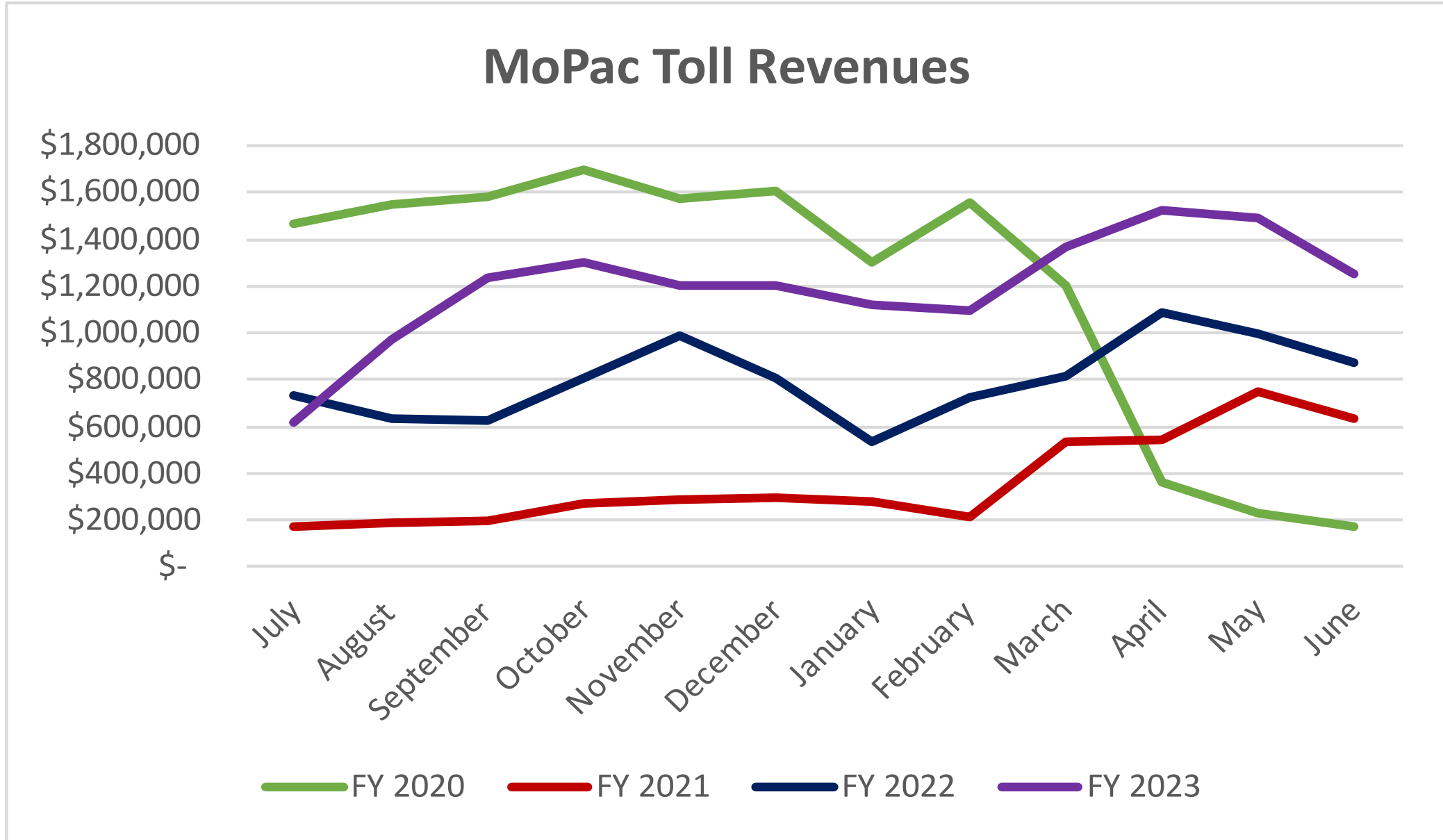
# Fiscal 2023 MoPac Toll Revenues




## FY 2023 MoPac Toll Revenues



# MoPac Toll Revenues Comparison by Year



# Fiscal 2023 YTD Performance — All Funds




## Revenues

Toll revenues eclipsed budgeted amounts  
– \$225.7MM represents 125% of revenue budget

- Tag revenues – \$146MM (122.1%)
- Video tolls – \$66.9MM (143.1%)
- Fee revenue - \$12.8MM (92.4%)

Interest income performance – \$36.6MM actual vs. \$3.2MM budget

\$262.3MM total revenue collected –  
141.9% of budget



## Expenses

Operating expenses well within budgeted amounts

- Administrative – 70% of annual budget expended
- Operations and Maintenance – 87.3% of annual budget expended

Non-operating expenses (bond interest) also in line with budget – 90.6%

Total expenses (operating and non-operating) are at 88.4% of budget



# **AGENDA**

## **ITEM #6**

---

José Hernández  
Chief Financial Officer

### **Authorize reimbursement of financing expenditures for the 183A Added Capacity Project**





# **AGENDA**

## **ITEM #7**

---

José Hernández  
Chief Financial Officer

**Approve financial institutions  
qualified brokers authorized to  
provide investment services and  
engage in investment transactions  
with the Mobility Authority**

# Authorized financial institutions and brokers



- Recommend continuing with:
  - » **Great Pacific Securities**
  - » **FHN Financial**
  - » **Mischler Financial**
  - » **Oppenheimer**
- Recommend adding:
  - » **Texas Capital Securities (TCS)**
    - TCS is a subsidiary of Texas Capital Bancshares



# **AGENDA**

## **ITEM #8**

---

José Hernández  
Chief Financial Officer

**Approve amendments to the investment policy and strategy section of the CTRMA Policy Code and designate the Finance Manager as an Investment Officer of the CTRMA**

# Policy Code Revisions



- Add Chief Financial Officer to:
  - » Annual investment policy review and recommendations
  - » Review of broker/dealer financial statements
- Add Finance Manager as an authorized Investment Officer
  - » Currently Chief Financial Officer and Controller
- Correct references to:
  - » Regulatory authority (change NASD to FINRA)
  - » Industry association repurchase agreement (SIFMA)
- Other minor corrections or additions
  - » Add statutory reference to Public Funds Investment Act
  - » Corrects authorized money market mutual fund average maturity reference (changes to 60 days versus 90 days)



# **AGENDA ITEM #9**

---

Tracie Brown  
Director of Operations

**Discuss and consider approving an interlocal agreement with the Texas Department of Transportation for Highway Emergency Response Operation (HERO) services**

# Austin Highway Emergency Response Operator (HERO) Roadside Assistance Program

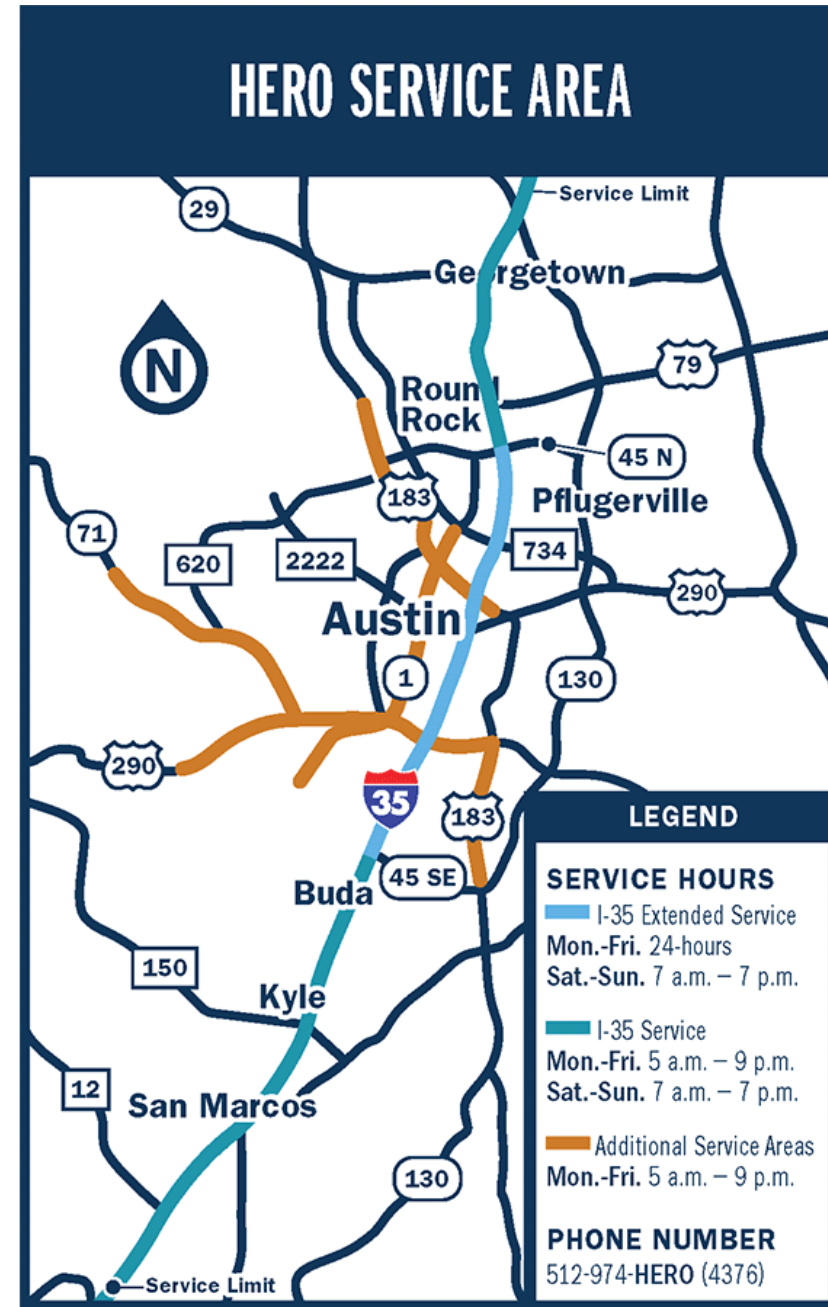


- TxDOT, in partnership with CAMPO, operates a free Highway Emergency Response Operator (HERO) patrol service program to clear minor crashes from area roadways and assist motorists in need
- The goal of the HERO program is to improve safety and keep traffic flowing
- Nationally, approximately 20% of all traffic incidents are a secondary incident
  - » **By removing stranded motorists from the roadway and providing motorists warning of stopped vehicles ahead, we can greatly reduce the number of these crashes**
- HERO services include:
  - » **Relocating disabled vehicles to safety**
  - » **Removing debris from travel lanes**
  - » **Changing flat tires, jump-starting batteries, adding gasoline and water**
  - » **Removing minor crashes from the roadway**
  - » **Assisting first responders at crash scenes**

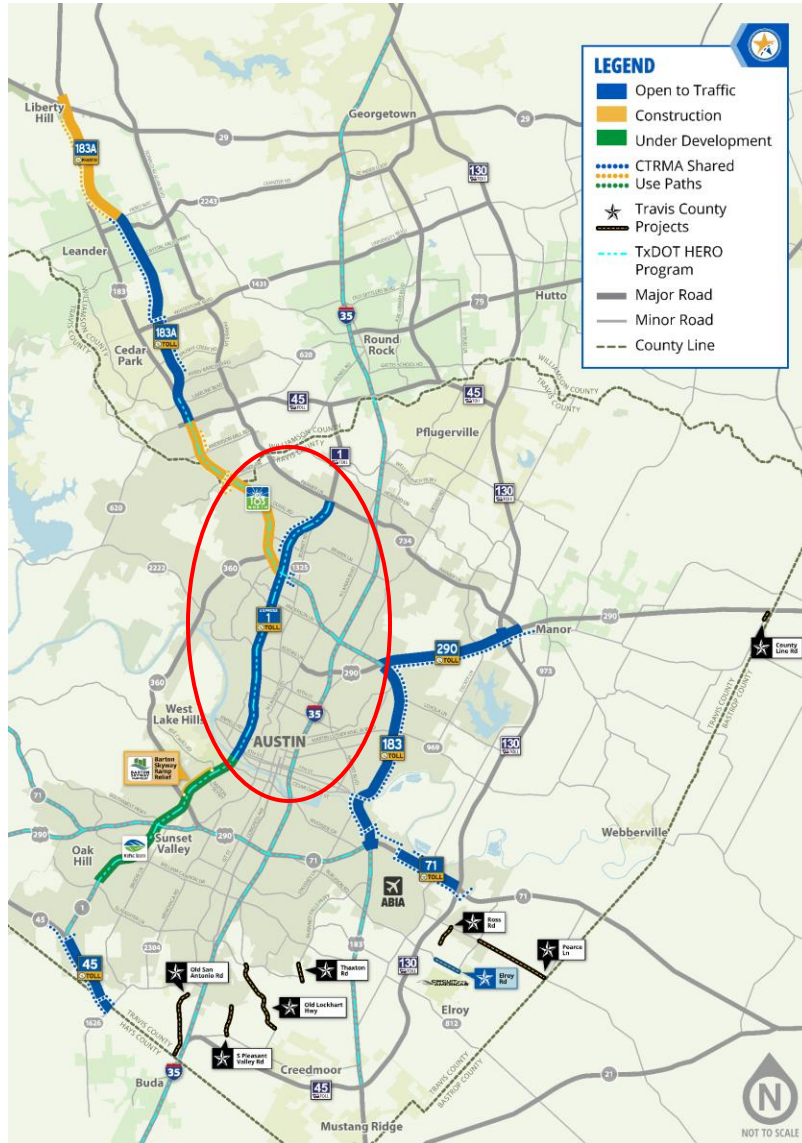




# Austin Highway Emergency Response Operator (HERO) Roadside Assistance Program



# HERO Interlocal Agreement Overview



- Aligns with CAMPO's *Austin Regional Open Roads Policy* which affirms the commitment to clear traffic incidents from the roadway as quickly as possible and expectation to preserve roadway capacity while ensuring the safety of both responders as well as the traveling public
- Establishes the contractual mechanism to implement HERO services on MoPac as well as 183A Toll, 71 Toll Lane, and 290 Toll **as needed**
  - » Initial services are focused on MoPac
  - » Other facilities will be added once a need is identified, and funding is available within the Operating Budget

# Why Start with MoPac?



ONE LANE IN EACH DIRECTION



NO SHOULDERS IN SOME AREAS



SAFETY




Why MoPac?



CUSTOMER EXPECTATIONS

INCIDENTS AFFECT PRICING



USED BY EMERGENCY VEHICLES



# HERO Interlocal Agreement Terms



- Mobility Authority will issue a written Notice to Proceed (NTP) once the agreement has been executed
  - » **After the NTP is issued, TxDOT will require ramp up time of 60 days**
- TxDOT HERO Program will continue to use the existing HERO Program phone number, updated blue truck graphics, and operate through existing facilities at the Combined Transportation and Emergency Communications Center (CTECC) in East Austin
- TxDOT will provide a written progress report describing activities performed during the reporting period
- Mobility Authority will reimburse TxDOT on a monthly basis after invoiced

# TxDOT / CTRMA HERO Costs



<b>CTRMA Roadways / Segments</b>	<b>CTRMA Annual Participation Costs</b> <i>(if / when initiated)</i>	<b>Total ILA NTE Costs</b> <i>(Aug 2023 – Aug 2028)</i>
MoPac EL	\$ 206,403.15	\$ 1,032,015.75
290 Toll	\$ 315,161.70	\$ 1,575,808.51
183A Toll	\$ 470,390.60	\$ 2,351,953.00
SH 71 Toll	\$ 216,379.68	\$ 1,081,898.38
<b>TOTAL NTE</b>	<b>\$ 1,208,335.13</b>	<b>\$ 6,041,675.64</b>

# Staff Recommendation



- Approve the Interlocal Agreement with the Texas Department of Transportation for the Highway Emergency Response Operations (HERO) program





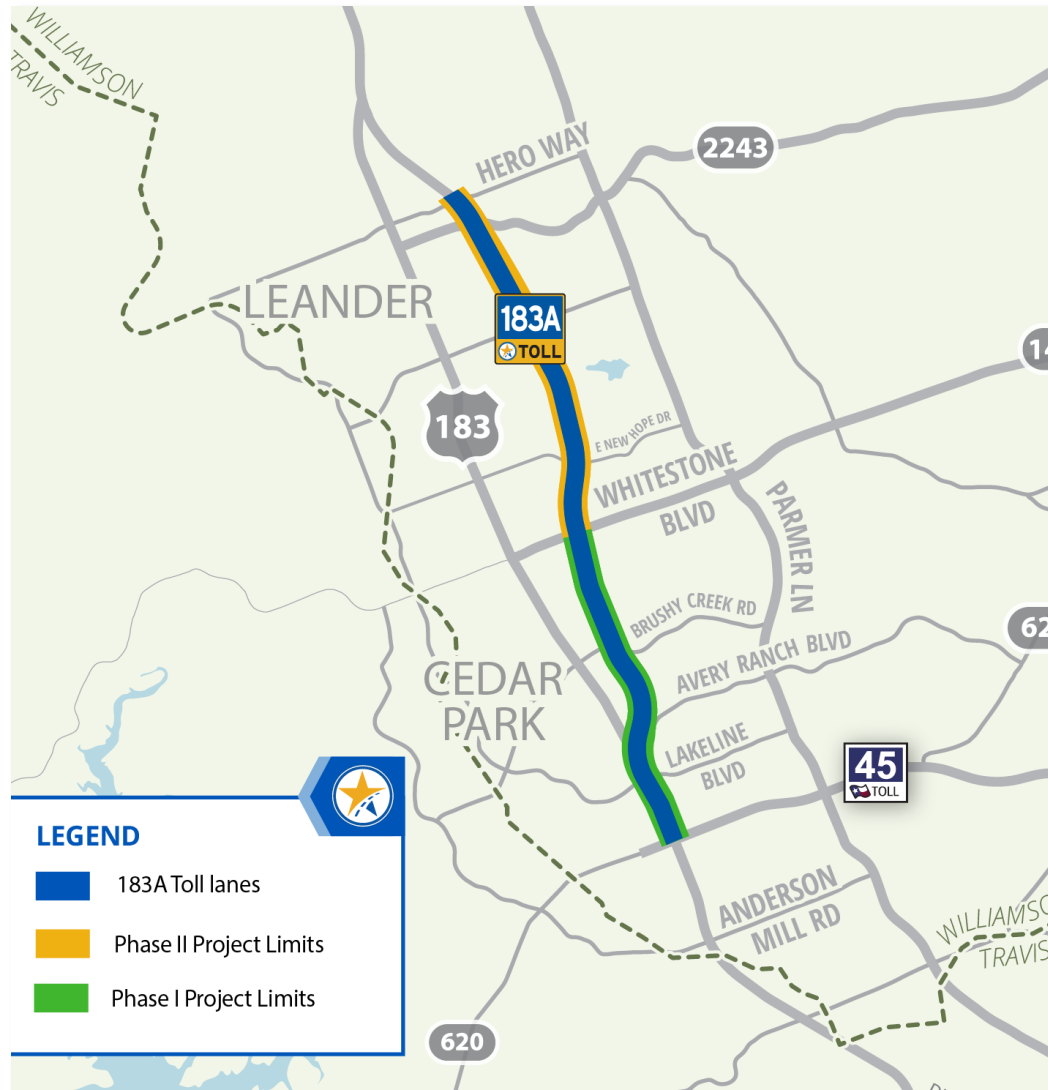
# **AGENDA ITEM #10**

---

Mike Sexton  
Acting Director of Engineering

**Discuss and consider authorizing the Executive Director to issue work authorizations to Atkins North America, Inc. for the general engineering consulting and preliminary engineering services for the 183A Added Capacity Project**

# 183A ADDED CAPACITY


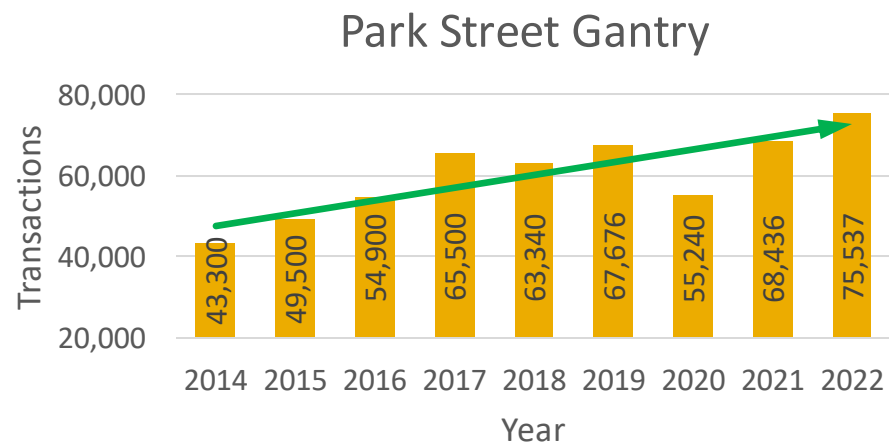


- **Project Description:** Widening 183A to add a 4<sup>th</sup> toll lane both northbound and southbound in the existing median
- **Limits:** From SH 45 to Hero Way
- **183A Toll History:**
  - » **183A Phase I**
    - Constructed toll lanes from SH 45 to FM 1431
    - Opened to traffic in 2007
  - » **183A Phase II**
    - Extended toll lanes north to Hero Way
    - Opened to traffic in 2012

# 183A TRAFFIC GROWTH



- Traffic Growth:
  - » Traffic has grown consistently year over year since opening
  - » Current projections estimate toll lanes may begin to see a reduction in Level of Service to customers as soon as 2026
  - » Additional capacity is required to accommodate continued growth



# 183A NEXT STEPS



- Begin Preliminary Design and Environmental Study to plan for 4<sup>th</sup> lane widening:
  - » **Study from SH 45 to Hero Way (the southern limit of the 183A Phase III Project)**
  - » **\$2,000,000 approved in FY 2024 Operating Budget**
- Re-engage with Board for future actions:
  - » **Approval to begin detailed design plans for widening**
  - » **Approval to advertise for and award construction contract**
    - Widening design and construction may be undertaken in phases, as traffic demand dictates



CENTRAL TEXAS REGIONAL  
**MOBILITY AUTHORITY**

# **BRIEFINGS & REPORTS**

---

COLLABORATION



INNOVATION



SERVICE



SAFETY



STEWARDSHIP



CENTRAL TEXAS REGIONAL  
**MOBILITY AUTHORITY**

# AGENDA ITEMS #11A-C

---

Mike Sexton  
Acting Director of Engineering

## Quarterly Project Updates

- A. 183A Phase III Project
- B. 183 North Mobility Project
- C. Barton Skyway Ramp Relief Project

# 183A PHASE III PROJECT



- **Project Description:** The project includes a 5.3-mile extension of the existing 10-mile 183A Toll Road to the north
- **Limits:** Hero Way to north of SH 29
- **Total Project Cost:** \$259M
- **Construction Cost:** \$175M
- **Notice to Proceed:** 3/28/2021
- **Open to Tolling:** Early 2025



# 183A PHASE III PROJECT STATUS



- Current Project Status:
  - » Contract Time started 4/26/2021
  - » Overall Project Time elapsed is 61.8% through June 2023
- Work Underway:
  - » Bridges - Substructure and Superstructure
  - » Retaining Walls
  - » Drainage Systems
  - » Earthwork
  - » ITS/Elec Duct Runs
  - » Roadway - Mainlane Base and Frontage Road Paving
  - » Neighborhood Walls



# PROJECT FINANCIALS



<b>Original Contract Amount:</b>	<b>\$</b>	<b>175,695,656.17</b>
Authorized Changes (Change Order and Amendments)		
Previous Periods:	\$	682,447.71
This Period:	\$	657,086.57
<b>Current Authorized Contract Amount:</b>	<b>\$</b>	<b>177,035,190.45</b>
Draw Requests 1 – 26 (Jan. 2021 through Mar. 2023)	\$	(82,978,516.60)
Draw Request 27 (Apr. 2023)	\$	(2,248,466.80)
Draw Request 28 (May 2023)	\$	(3,083,873.94)
Draw Request 29 (Jun. 2023)	\$	(2,823,874.99)
<b>Total Amount Earned to Date:</b>	<b>\$</b>	<b>(91,134,732.33)</b>
Amount remaining for work to be completed:	\$	85,900,458.12
Total Percentage of Budget Expended through June 2023:		51.5%

Notes:

Deductions from Construction Contract indicated by (\$X.XX)

# CONSTRUCTION ACTIVITIES: STATE HIGHWAY 29



April 2023



July 2023





# CONSTRUCTION ACTIVITIES: SOUTH OF SEWARD JUNCTION LOOP



April 2023



July 2023





# CONSTRUCTION ACTIVITIES: SAN GABRIEL RIVER



April 2023




July 2023





# CONSTRUCTION ACTIVITIES: PARTIAL SOUTHBOUND BRIDGE DEMOLITION AT HERO WAY





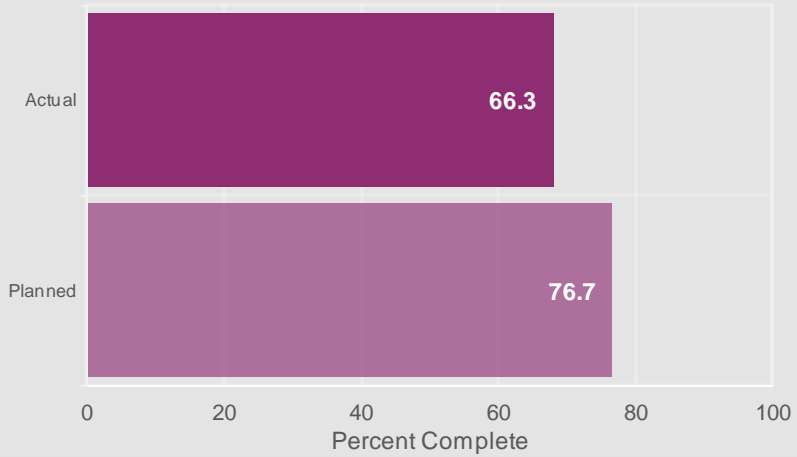
# CONSTRUCTION ACTIVITIES: EXCAVATION AND RETAINING WALL PROGRESS AT STATE HIGHWAY 29



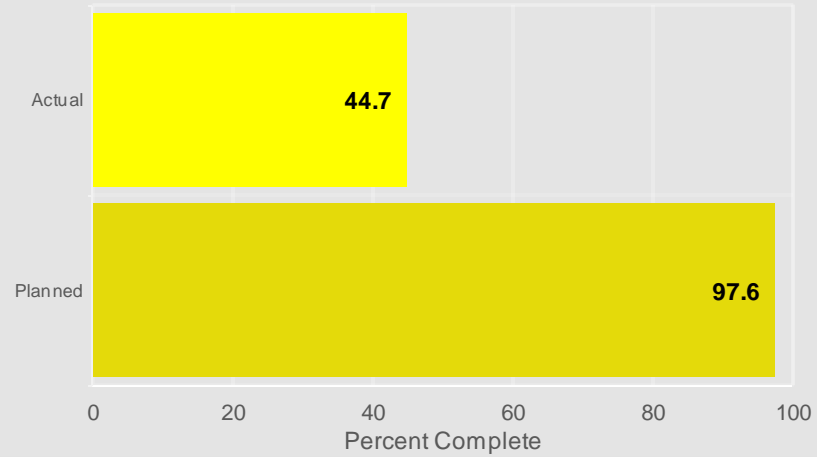
# CONTRACT METRICS



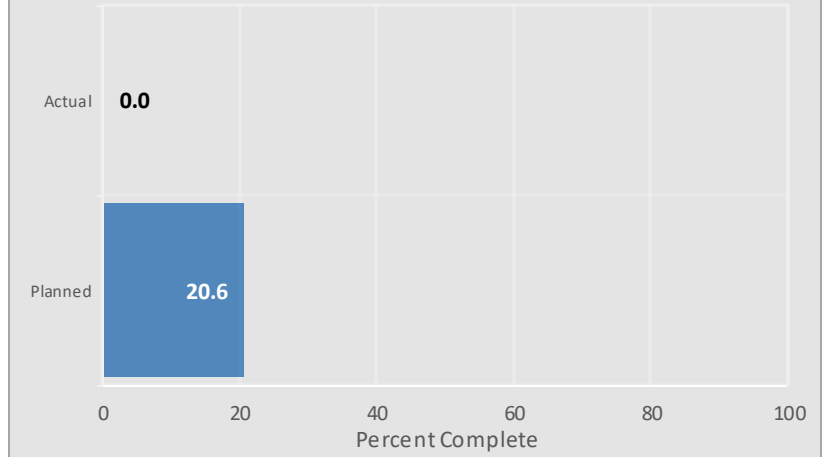
### Earthwork – Roadway Excavation



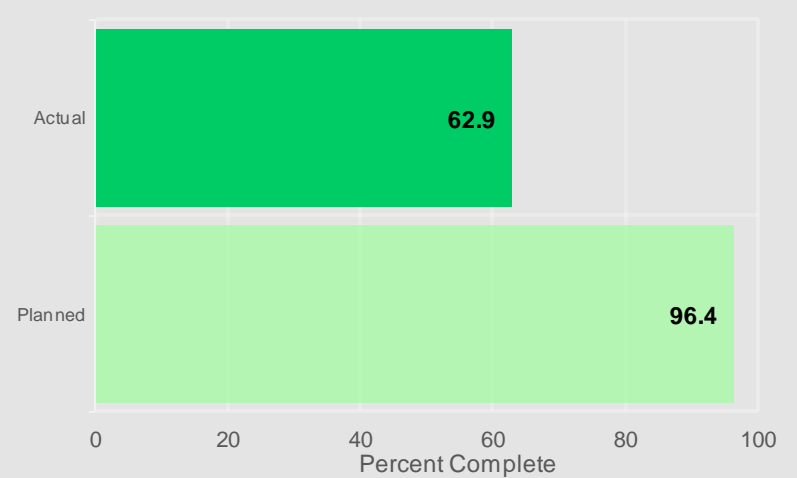
### Earthwork – Roadway Embankment



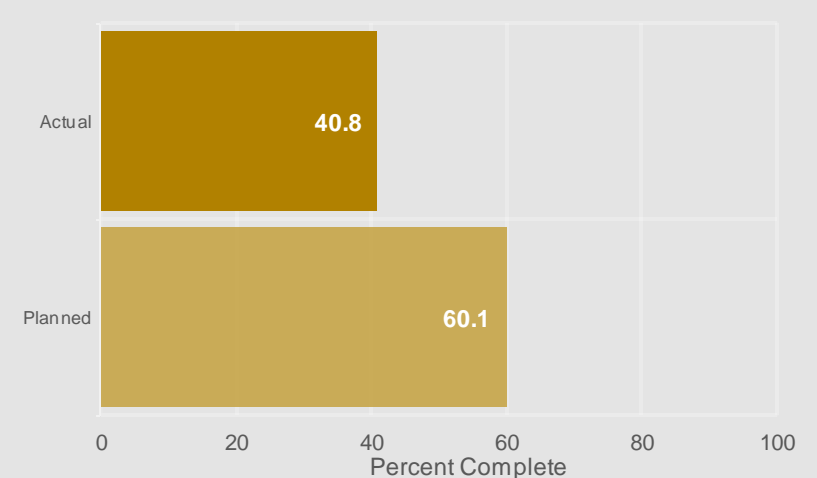
### Paving - Mainlane CRCP



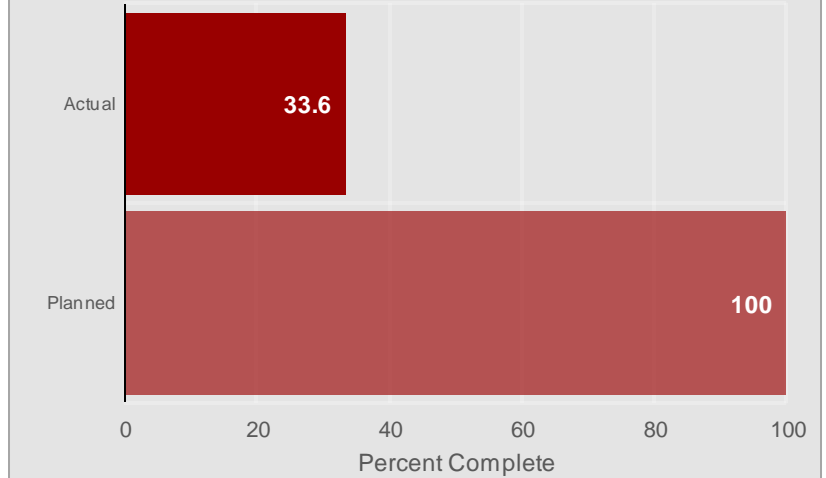
### Bridge Beams



### Bridge Decks



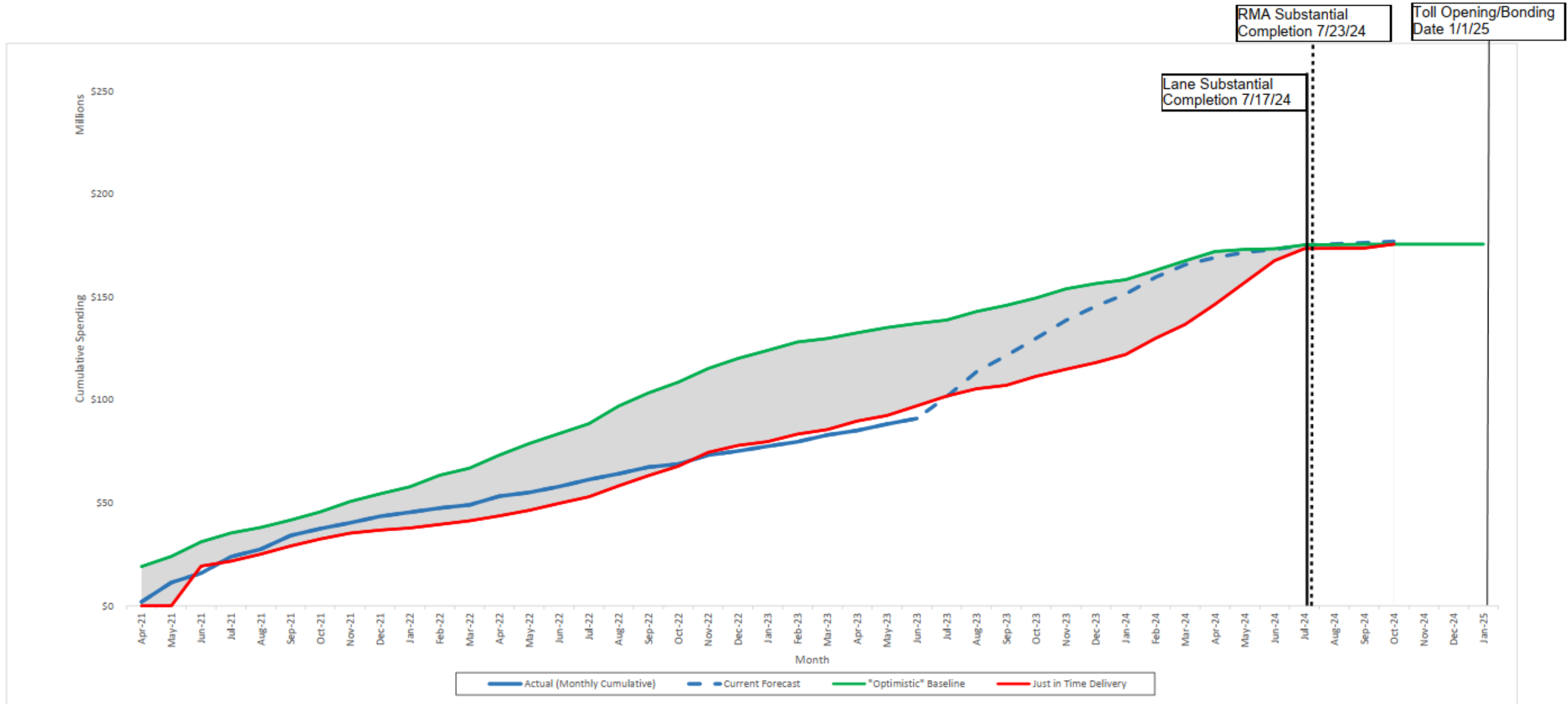
### MSE Retaining Walls



# CONTRACT METRICS (cont.)



## Contractor Projected Earnings vs. Actual





# ONGOING PUBLIC OUTREACH



**Project  
Newsletter  
Quarterly**

**Project  
Website  
183A.com**

**Twitter  
@183AToll**

**Stakeholder  
Communication  
Continuous**

**CONSTRUCTION UPDATE**

### Building Momentum

Progress on the 183A Phase III Project continues to move at a rapid pace. This summer our field crews have been busy installing drainage systems, placing retaining walls, building ridge caps, and laying bridge beams and deck panels. Check out the difference three months can make:

San Gabriel Parkway  
Seward Junction Loop

June 2022  
September 2022  
June 2022  
September 2022

### Upcoming Traffic Impacts

Installation of retaining walls, drainage systems, and bridge elements will continue through the fall, and you may begin to see construction on the pedestrian bridge over the San Gabriel River.

Welcome to the  
**183A Phase III Project**

With unprecedented growth in Williamson County, most notably in Cedar Park, Leander, and Liberty Hill, traffic volumes along US 183 are anticipated to increase by 183 percent by 2042, driving the need for proactive congestion relief.

Construction began in spring 2021 to extend the 183A Toll Road 6.6-miles northward in Williamson County as Phase III of the 183A system to accommodate future traffic volumes and reduce anticipated traffic congestion.

Download Fact Sheet 2.3MB

LIBERTY HILL  
SEWARD JUNCTION LOOP  
183A PHASE III  
SAN GABRIEL PKWY  
HERO WAY  
WILLIAMSON TRAVIS

183A Phase III @183atoll · Jun 21  
#ICYMI, the latest project newsletter is available! Get construction updates and learn more about the importance of safety on the job site.  
[ow.ly/jULS500TXIn](https://ow.ly/jULS500TXIn)

**NOW AVAILABLE**  
**183A PHASE III PROJECT NEWSLETTER**

VISIT 183A.COM

LEGEND

- 183A TOLL LANES
- NON-TOLLED LANES
- CLOSED TO TRAFFIC
- DETOUR ROUTES

NOT TO SCALE

SAN GABRIEL PKWY  
U.S. 183 FRONTAGE ROAD  
HERO WAY  
183A TOLL



**542**  
Subscribers



**4K**  
Q2 Traffic



**173**  
Followers



**June 30-July 2**  
Continuous Closure  
at Hero Way

- Message Board
- Email Notifications
- Social Media
- Direct Outreach

**NO PUBLIC INQUIRIES OR COMPLAINTS** ✓



CENTRAL TEXAS REGIONAL  
**MOBILITY AUTHORITY**

# AGENDA ITEMS #11A-C

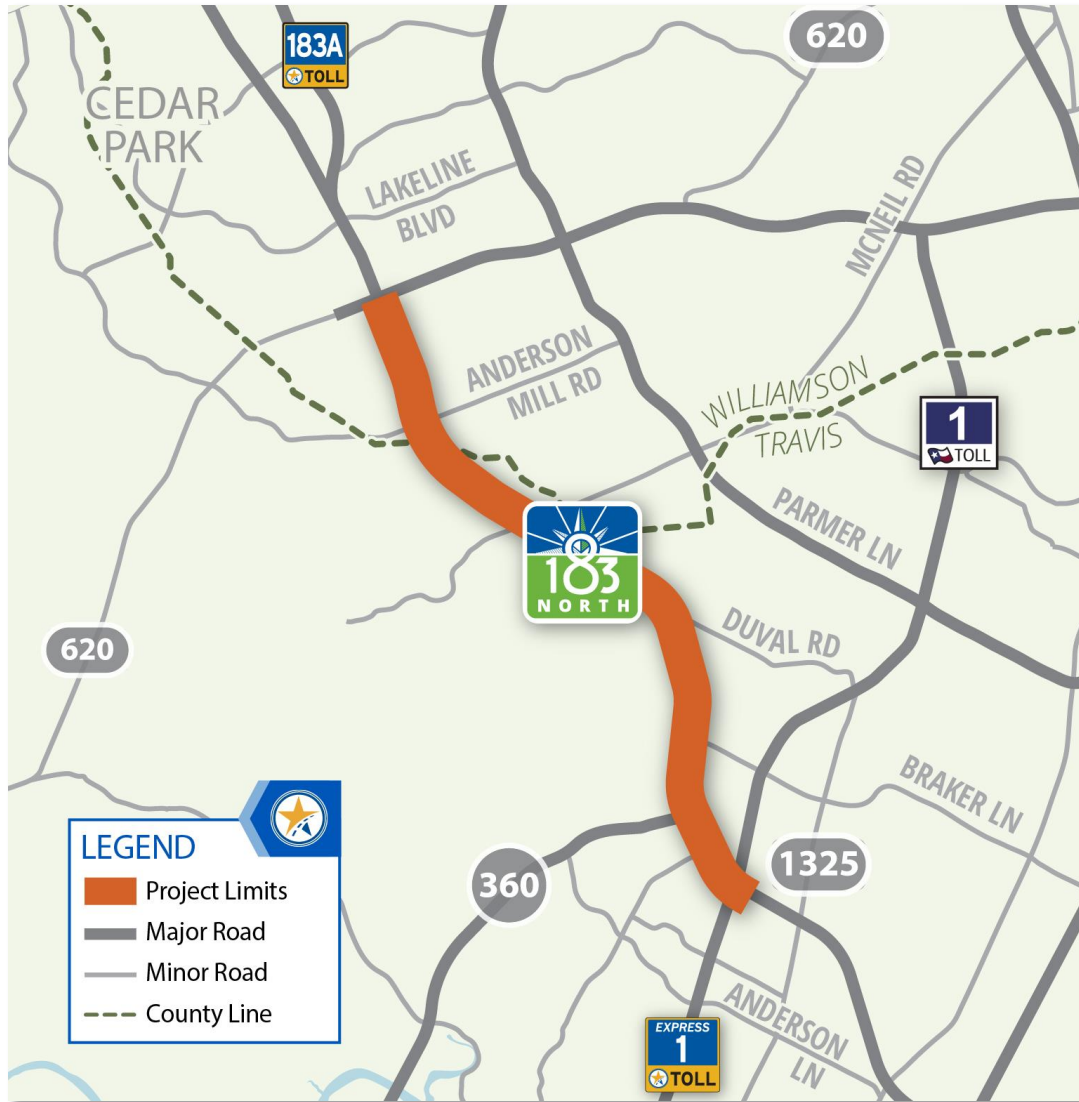
---

Mike Sexton  
Acting Director of Engineering

## Quarterly Project Updates

- A. 183A Phase III Project
- B. 183 North Mobility Project
- C. Barton Skyway Ramp Relief Project

# 183 NORTH MOBILITY PROJECT



- **Project Description:** 9-mile Express Lane Project along US 183; GP Lane improvements; DCs at MoPac
- **Limits:** SH 45 to MoPac
- **Total Project Cost:** \$612M
- **Design/Build Cost:** \$492.1M
- **Notice to Proceed:** NTP1 Issued 4/15/2021; NTP2/3 issued 6/28/2021
- **Open to Tolling:** Early 2026

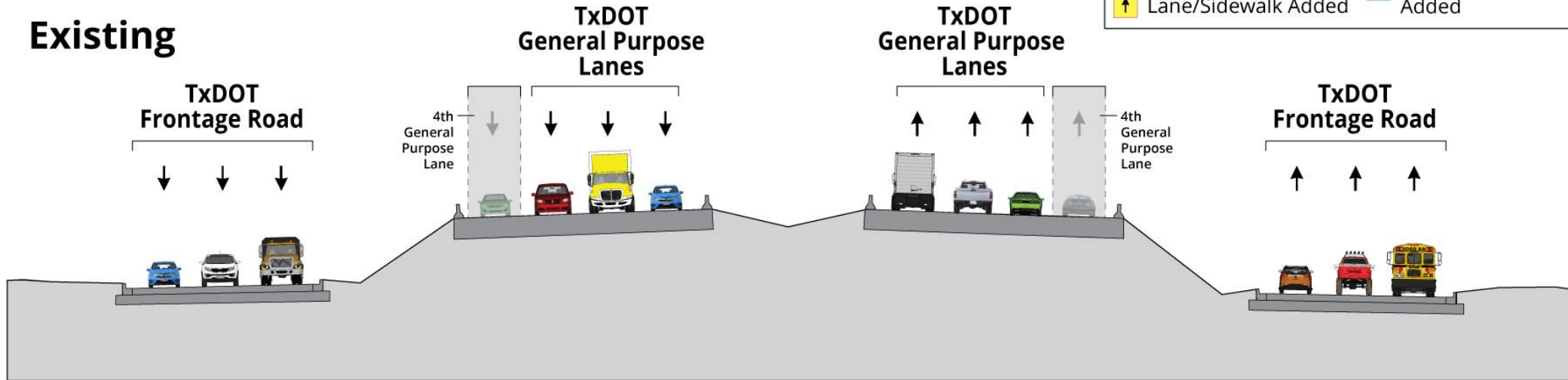
# 183 NORTH MOBILITY PROJECT



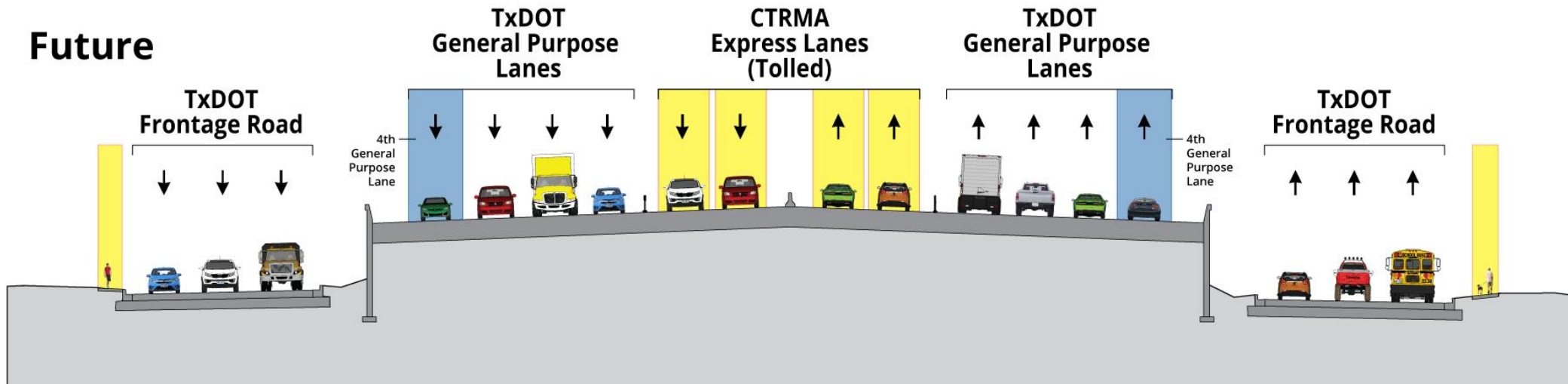
## Legend

- ↑ Northbound Lane
- ↓ Southbound Lane
- ↑ Lane/Sidewalk Added
- ↑ Discontinuous Lane
- ↑ Continuous Lane Added

## Existing



## Future



# PROJECT STATUS



- Current Project Status:
  - » Contract Time Started 4/15/2021
  - » Overall Project Time elapsed is 52.7% through June 2023
- Design Status:
  - » All design packages have been approved for construction

# PROJECT FINANCIALS



<b>Original Contract Amount:</b>	<b>\$</b>	<b>477,149,654.00</b>
Authorized Changes (Change Order and Amendments)		
Previous Periods:	\$	15,225,969.64
This Period:	\$	0.00
<b>Current Authorized Contract Amount:</b>	<b>\$</b>	<b>492,375,623.64</b>
Draw Requests 1 – 23 (Apr 2021 through Feb 2023)	\$	(142,022,879.26)
Draw Request 24 (Mar 2023)	\$	(5,995,354.08)
Draw Request 25 (Apr 2023)	\$	(4,637,743.50)
Draw Request 26 (May 2023)	\$	(5,301,737.61)
Draw Request 27 (Jun 2023)	\$	(19,769,842.84)
<b>Total Amount Earned to Date:</b>	<b>\$</b>	<b>(176,593,607.56)</b>
Amount remaining for work to be completed:	\$	315,782,016.08
Total Percent of Budget Expended through May 2023:		35.9%



# PROJECT SCHEDULE



- **Schedule Update**
  - » **Maximum Early Completion Incentive is \$10,000,000 (\$50,000/day up to 200 days)**
  - » **Latest schedule update shows GHC will achieve Substantial Completion 48 days early**
  - » **GHC Completion Date: 4/29/25**
  - » **Contractual Substantial Completion: 6/16/25**

# CONSTRUCTION ACTIVITIES




- Construction Activities continue over the next quarter:
  - » Complete installation of high mast lighting (183 energized) (continue working on Mopac)
  - » Complete diamond grinding of General Purpose Lanes
  - » Bridge substructure work (drilled shafts, columns, caps)
  - » Bridge superstructure work (set beams, deck panels)
  - » Median pavement work
  - » Overhead sign structure work
  - » Utility Adjustments
  - » Sidewalk and driveway work
  - » Retaining Walls



# CONSTRUCTION ACTIVITIES: TRAFFIC SHIFT



April 2023



July 2023






# CONSTRUCTION ACTIVITIES: TRAFFIC SHIFT



July 2023




July 2023






# CONSTRUCTION ACTIVITIES: GREAT HILLS STRUCTURES



April 2023



July 2023



# CONSTRUCTION ACTIVITIES: INTERIOR WIDENING - BENT CAP




July  
2023






# CONSTRUCTION ACTIVITIES: NORTH OF DUVAL



April 2023



July 2023





# CONSTRUCTION ACTIVITIES: NORTH OF DUVAL



July 2023



July 2023






# CONSTRUCTION ACTIVITIES: GIRDER SETTING - ANDERSON MILL



# CONSTRUCTION ACTIVITIES: GIRDERS SETTING - DUVAL





# CONSTRUCTION ACTIVITIES: BRIDGE DECK PANELS





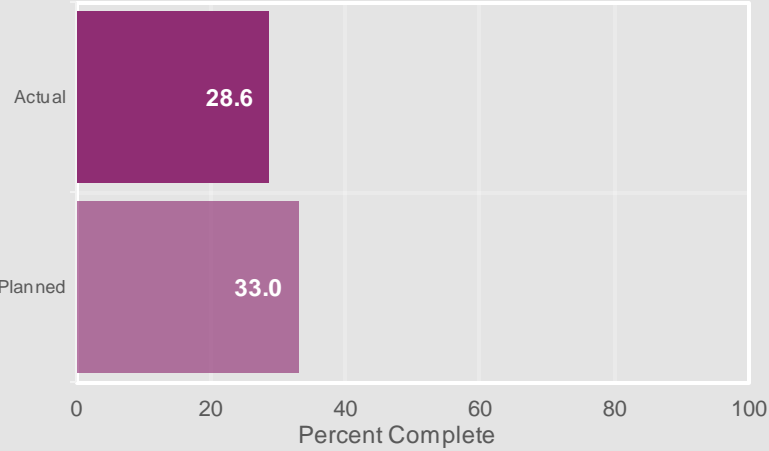
# CONSTRUCTION ACTIVITIES: CONCRETE REINFORCING STEEL



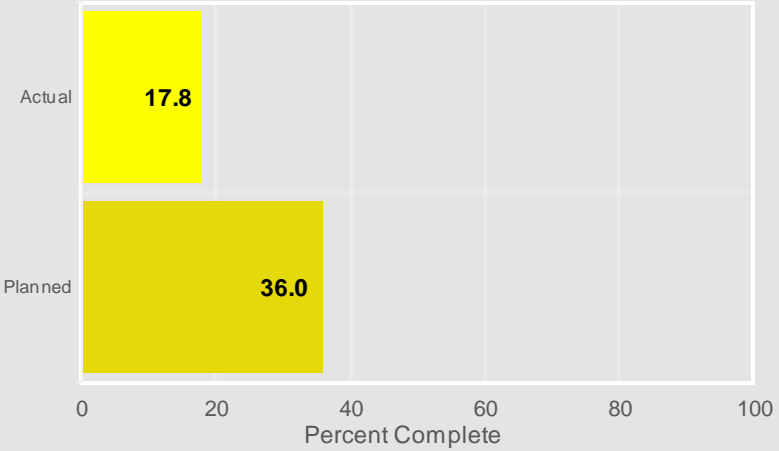
# CONTRACT METRICS



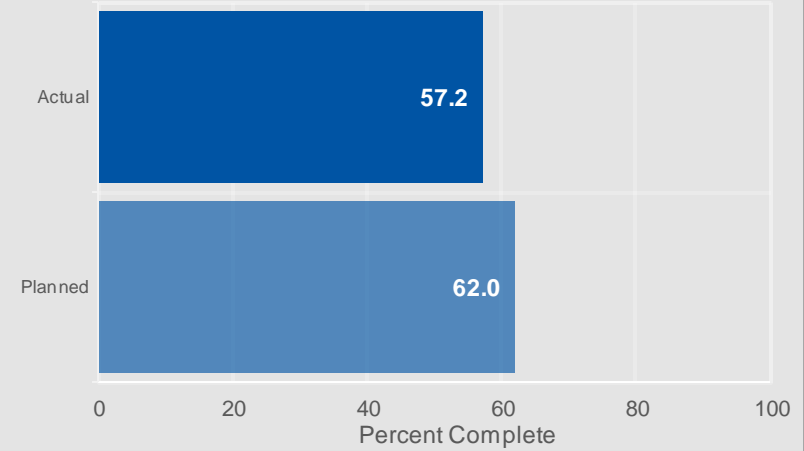
## Earthwork



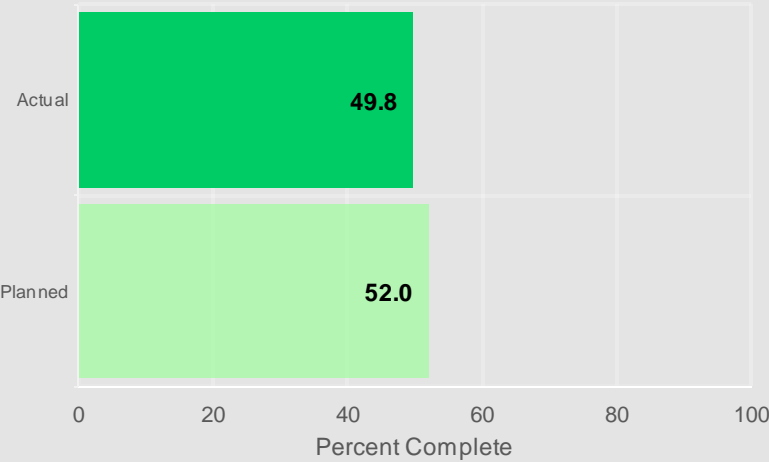
## Pavement



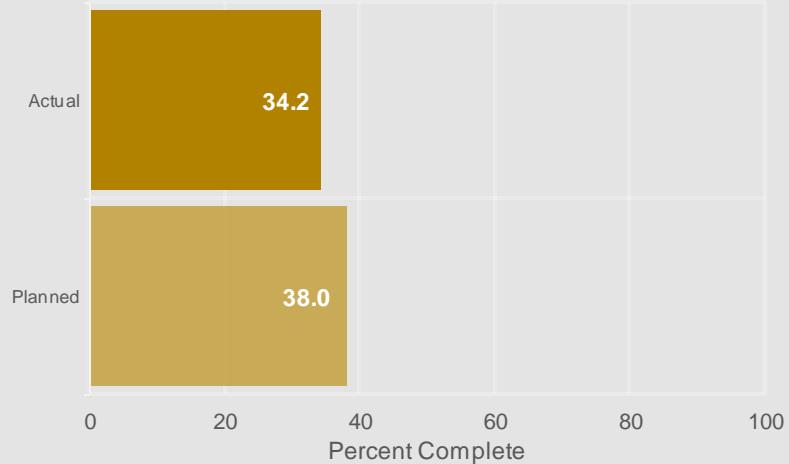
## Drilled Shafts



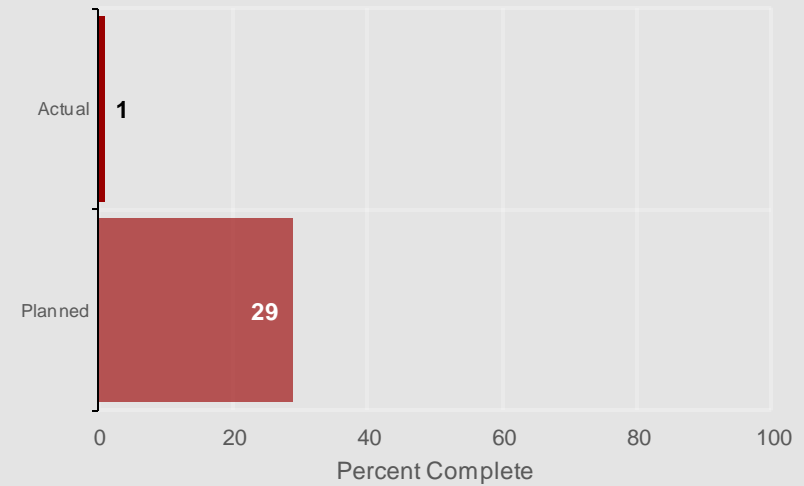
## Bridge Columns



## Bridge Caps



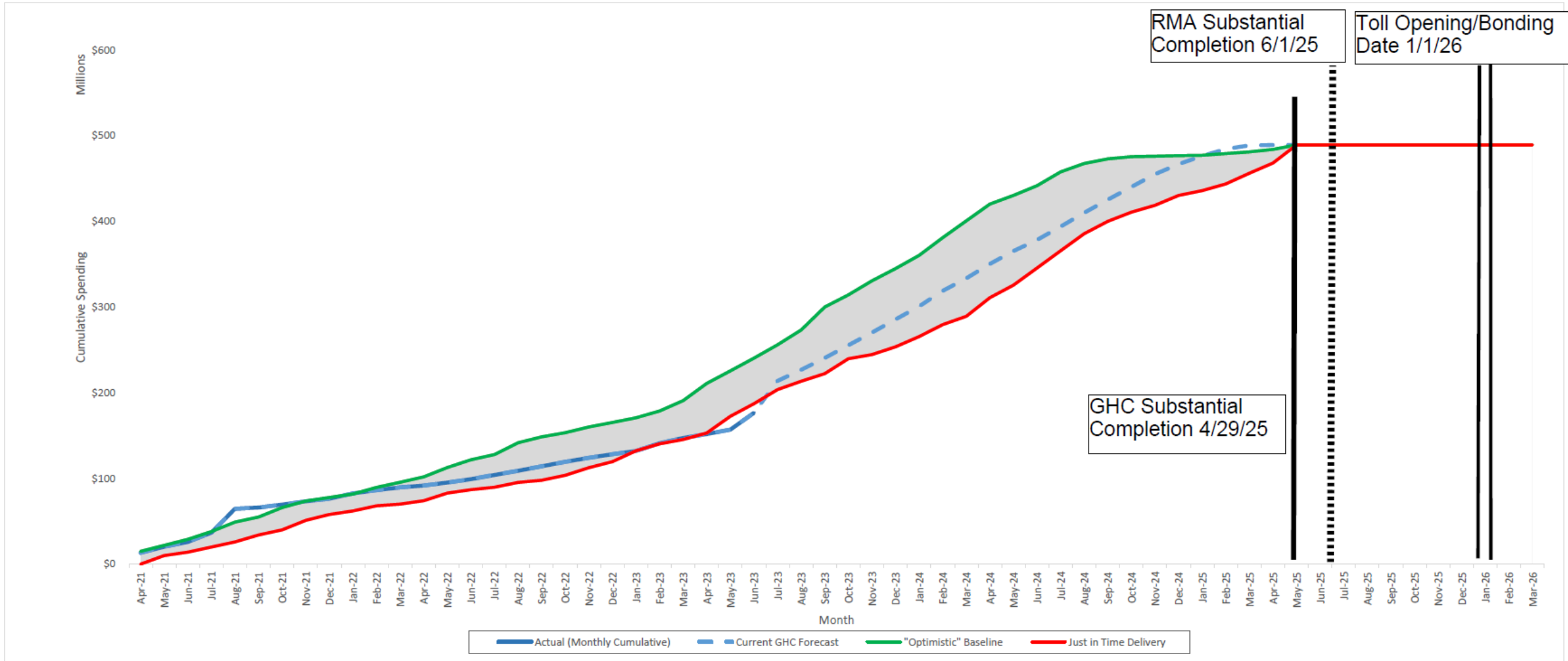
## Retaining Walls



# CONTRACT METRICS (cont.)



- Contractor Projected Earnings vs. Actual



# IN THE COMMUNITY




## Arboretum ArtsFest | April

The 183 North Mobility Project team enjoyed attending the Arboretum Arts Fest on April 22. It was a vibrant event full of creativity and family fun where we shared project information.



## NWACA Annual Meeting Table | May

The team tabled at the Northwest Austin Civic Association Annual meeting on May 11, 2023. We answered questions from the community about the project design.



## Taste of Arboretum | May

On May 20th, the team tabled at A Taste of the Arboretum. We shared informational materials with the community while enjoying restaurant samplings, live music and local vendors.





# ONGOING PUBLIC OUTREACH



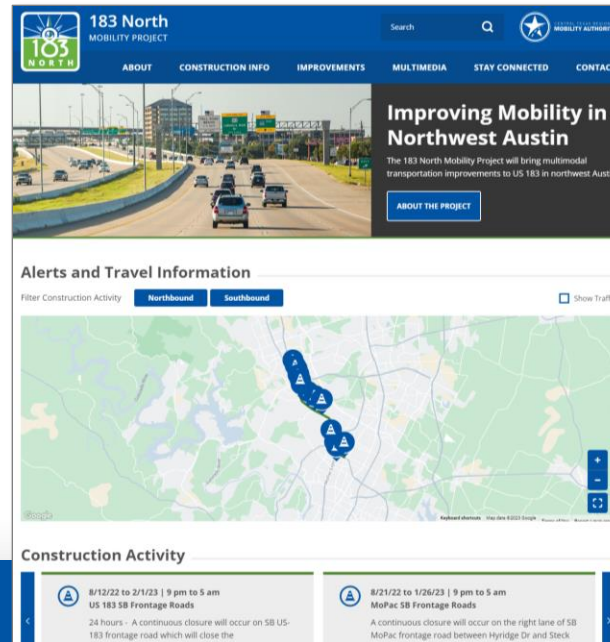
## Project Newsletter

Every Other Month



## Project Website

183North.com



## Twitter

@183North



**2,962**  
Recipients



**5,047**  
Q2 Traffic



**568**  
Followers



CENTRAL TEXAS REGIONAL  
**MOBILITY AUTHORITY**

# AGENDA ITEMS #11A-C

---

Mike Sexton  
Acting Director of Engineering

## Quarterly Project Updates

- A. 183A Phase III Project
- B. 183 North Mobility Project
- C. **Barton Skyway Ramp Relief Project**

# BARTON SKYWAY RAMP RELIEF



- **Project Description:** Pavement widening for auxiliary and merge lanes along southbound MoPac
- **Limits:** From Barton Skyway to Loop 360
- **Total Project Cost:** \$10.1M
- **Construction Cost:** \$6.9M
- **Limited Notice to Proceed:** 10/17/2022
- **Notice to Proceed:** 1/31/2023
- **Est. Completion:** Early 2024



# BARTON SKYWAY RAMP RELIEF



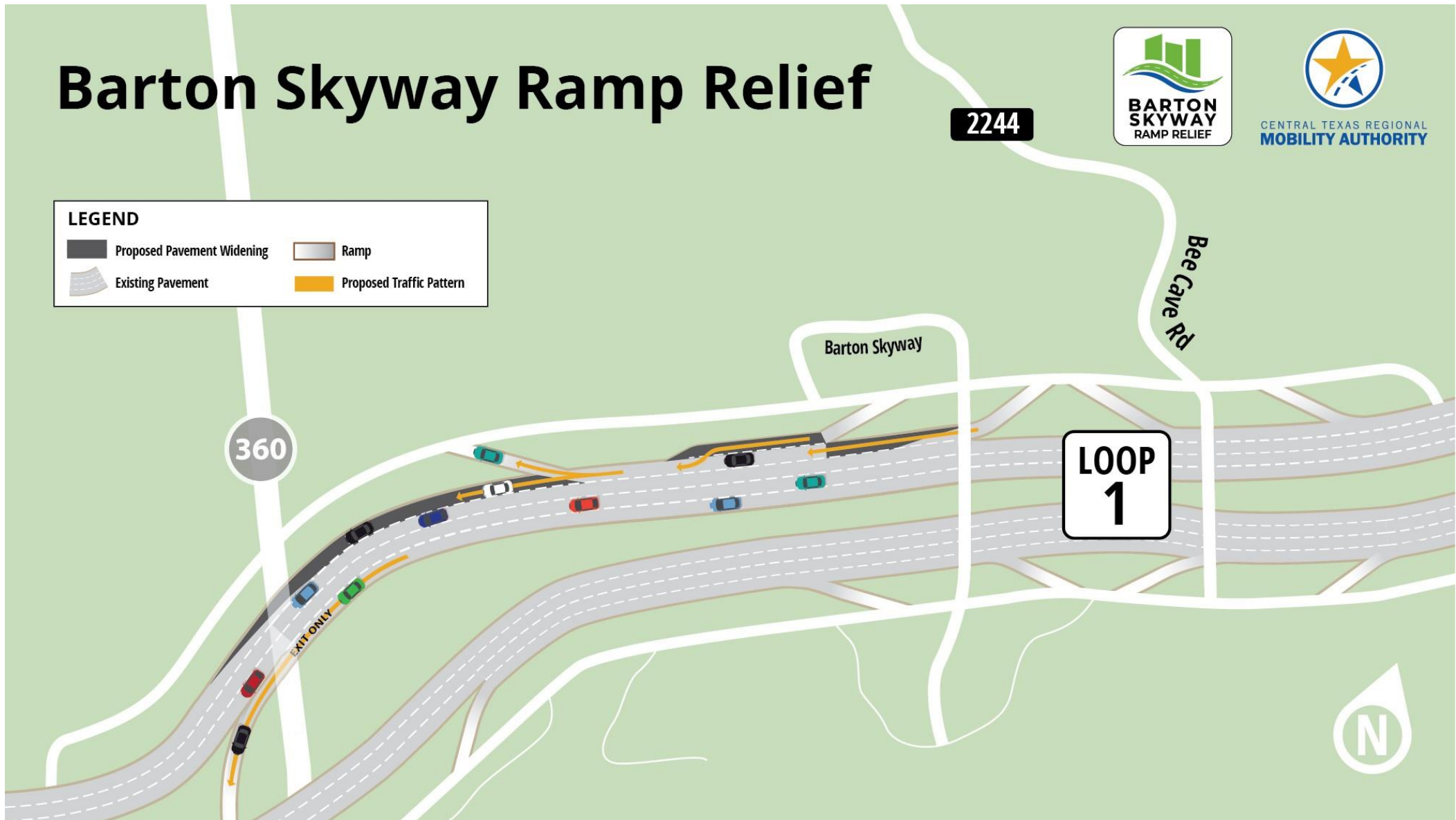
## Barton Skyway Ramp Relief



CENTRAL TEXAS REGIONAL  
MOBILITY AUTHORITY

**LEGEND**

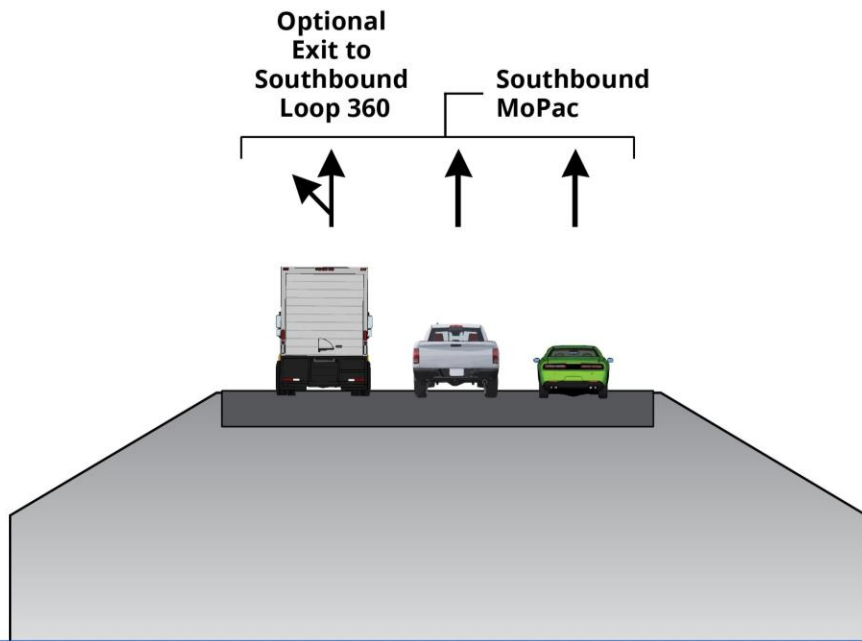
 Proposed Pavement Widening	 Ramp
 Existing Pavement	 Proposed Traffic Pattern



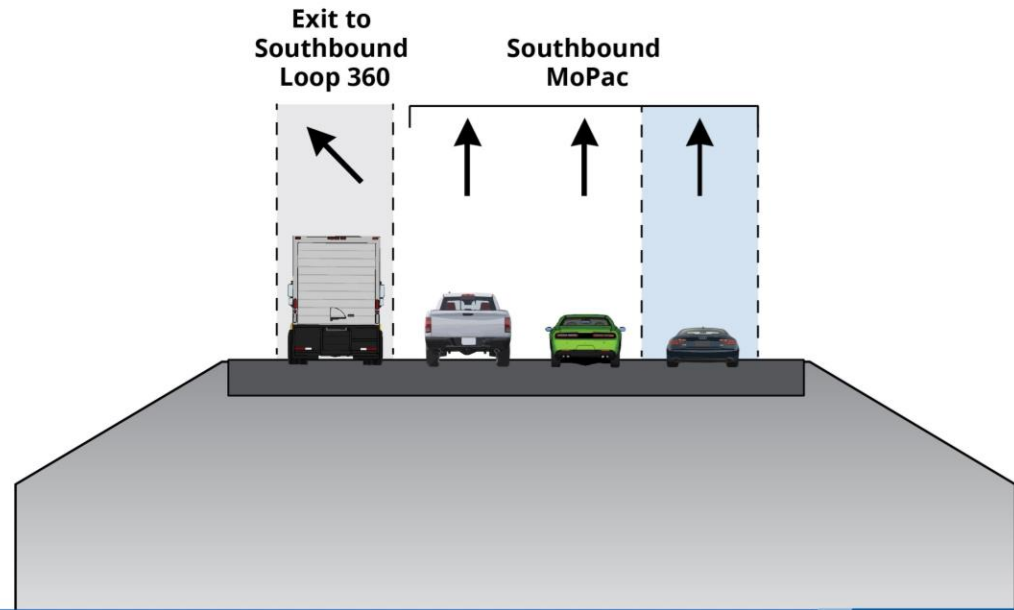
# BARTON SKYWAY RAMP RELIEF



## EXISTING



## PROPOSED



## LEGEND

↑ Southbound Lane

↘ Exit Ramp



Exit Only Lane




New Pavement



# BARTON SKYWAY RAMP RELIEF STATUS



- Current Project Status:
  - » Construction Began 01/31/2023
  - » Interim Milestone 1: 05/08 – 06/02
    - Bee Caves Entrance Ramp Closure
    - Completed Activities:
      - Storm Drainage Adjustments
      - Asphalt Pavement Widening
      - Metal Beam Guard Fence Installation
    - Ramp Reopened 5 days ahead of schedule
  - » Interim Milestone 2: 06/12 – 07/17
    - Barton Skyway Entrance Ramp Closure
    - Completed Activities:
      - Storm Drainage Adjustments
      - Asphalt Pavement Widening
    - Ramp Reopened 11 days ahead of schedule



# PROJECT FINANCIALS



<b>Original Contract Amount:</b>	<b>\$</b>	<b>6,903,147.18</b>
Authorized Changes (Change Order and Amendments)		
Previous Periods:	\$	0.00
This Period:	\$	0.00
<b>Current Authorized Contract Amount:</b>	<b>\$</b>	<b>6,903,147.18</b>
Draw Request 1-5 (Nov. 2022 through Mar. 2023)	\$	(1,017,397.13)
Draw Request 6 (Apr. 2023)	\$	(384,316.53)
Draw Request 7 (May. 2023)	\$	(409,043.86)
Draw Request 8 (Jun. 2023)	\$	(513,027.61)
<b>Total Amount Earned to Date:</b>	<b>\$</b>	<b>(2,323,785.13)</b>
Amount remaining for work to be completed:	\$	4,579,362.05
Total Percent of Budget Expended through Jun. 2022:		33.7%



# CONSTRUCTION ACTIVITIES: DRAINAGE



**Bee Cave Road Entrance Ramp  
May 2023**



**Barton Skyway Entrance Ramp  
June 2023**



# CONSTRUCTION ACTIVITIES: FLEX BASE



South of Barton Skyway  
June 2023



# CONSTRUCTION ACTIVITIES: ASPHALT PAVING



South of Barton Skyway  
July 2023



# CONSTRUCTION ACTIVITIES: PAVEMENT WIDENING & SURVEY QC



**Barton Skyway Entrance Ramp  
July 2023**



**Bee Cave Road Entrance Ramp  
May 2023**



# CONSTRUCTION ACTIVITIES: RIPRAP & DMS RELOCATION



**Under Barton Skyway Overpass  
June 2023**




**North of Capital Parkway  
June 2023**

# BARTON SKYWAY RAMP RELIEF STATUS



- Construction Activities:
  - » **Continuing Lighting Relocations**
    - Energizing the relocated lighting near Loop 360
  - » **Continuing Pavement Widening Operations**
    - Saw cutting the existing edge of pavement
    - Excavating existing material and shaping ditches
    - Placing and compacting flex base
    - Continuing the asphalt paving operations
- Public Outreach:
  - » **Construction Updates and Notices**
  - » **Project page on [MobilityAuthority.com](https://www.mobilityauthority.com)**





CENTRAL TEXAS REGIONAL  
**MOBILITY AUTHORITY**

# **EXECUTIVE DIRECTOR REPORT**

---

COLLABORATION



INNOVATION



SERVICE



SAFETY



STEWARDSHIP





# AGENDA ITEM #12A

---

James Bass  
Executive Director

## Executive Director Report

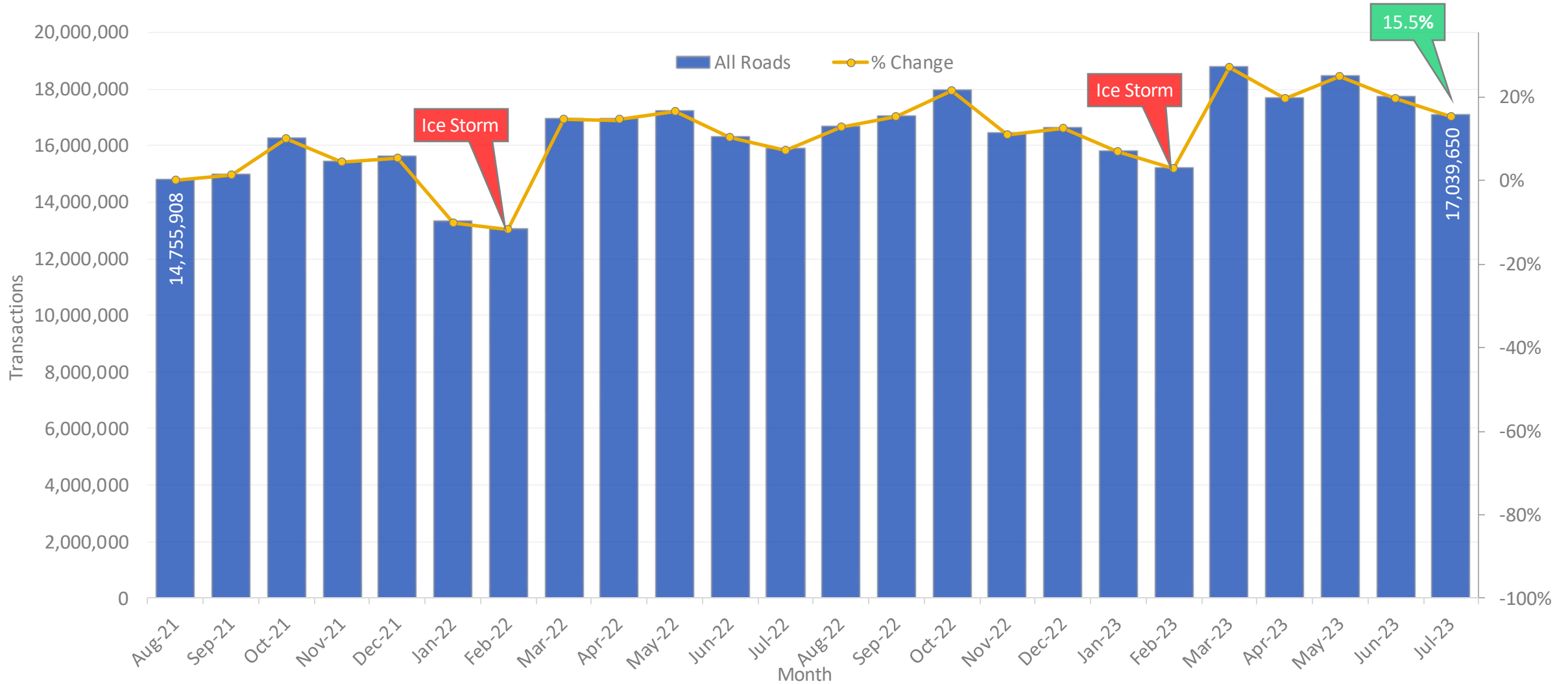
- A. Agency performance metrics
  - I. Roadway performance
  - II. Call center performance

# Monthly Transaction Trend

(All Roads)

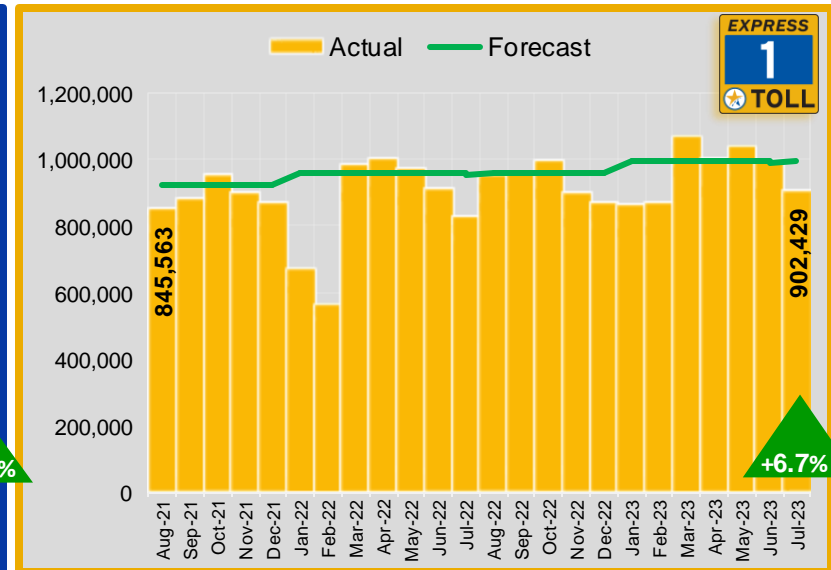
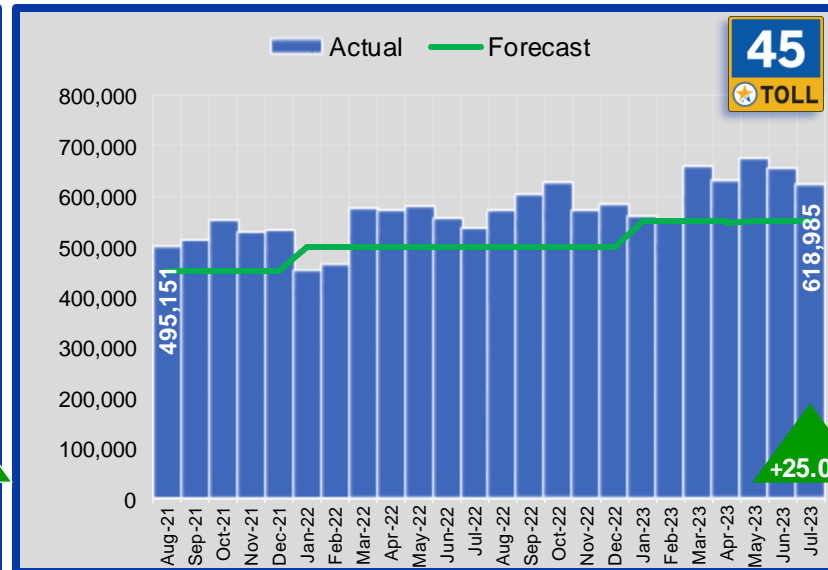
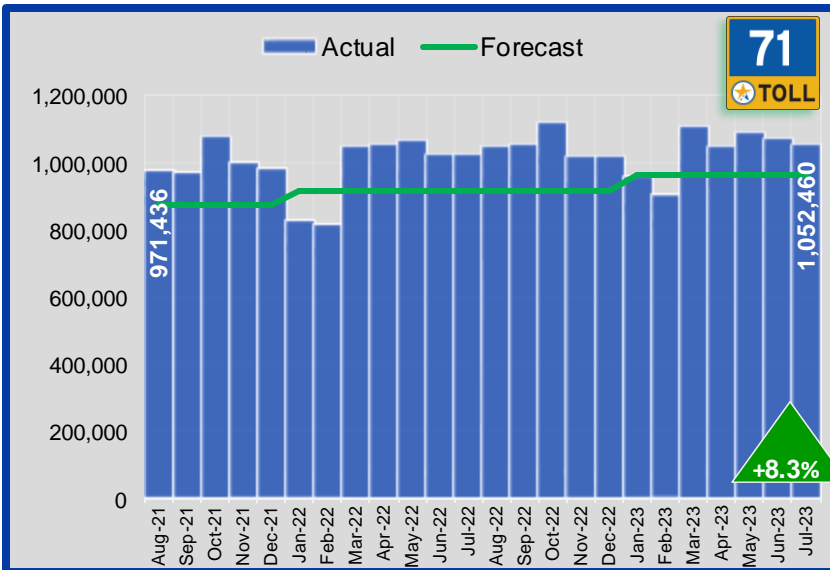
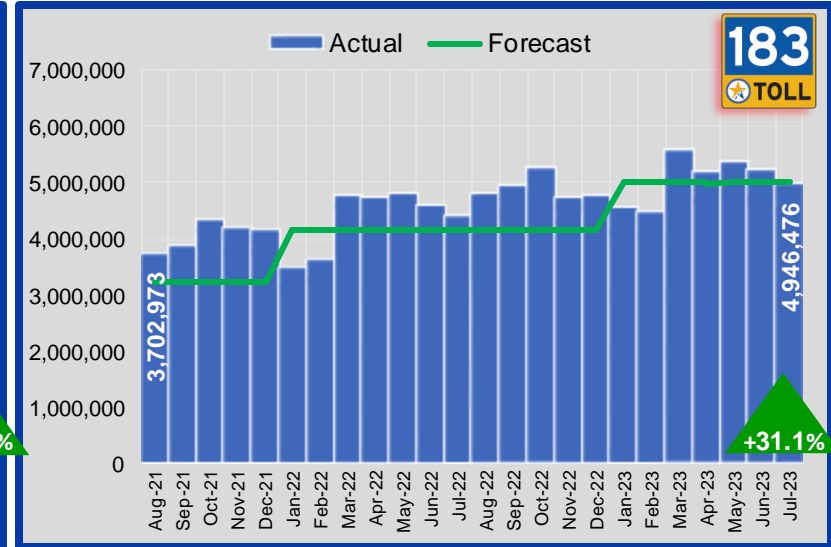
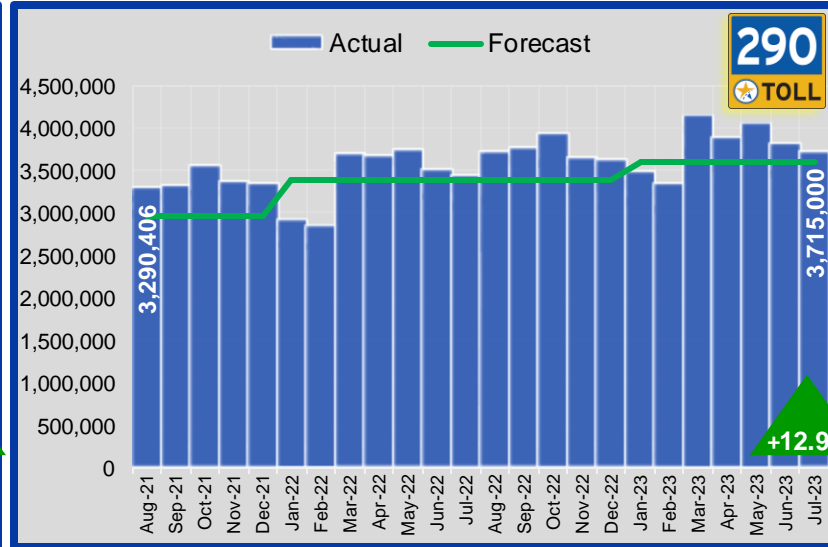
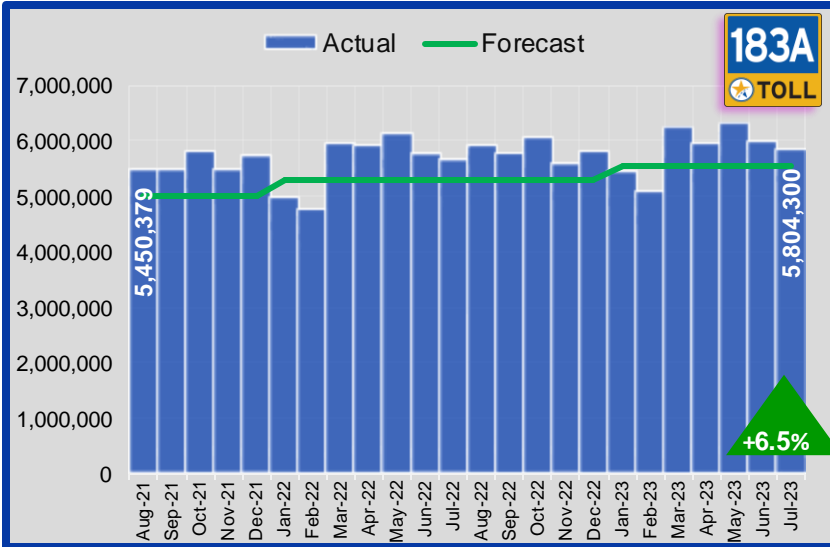


Percent Change (Over Last 24 Months)



# Monthly Transaction Trend by Roadway

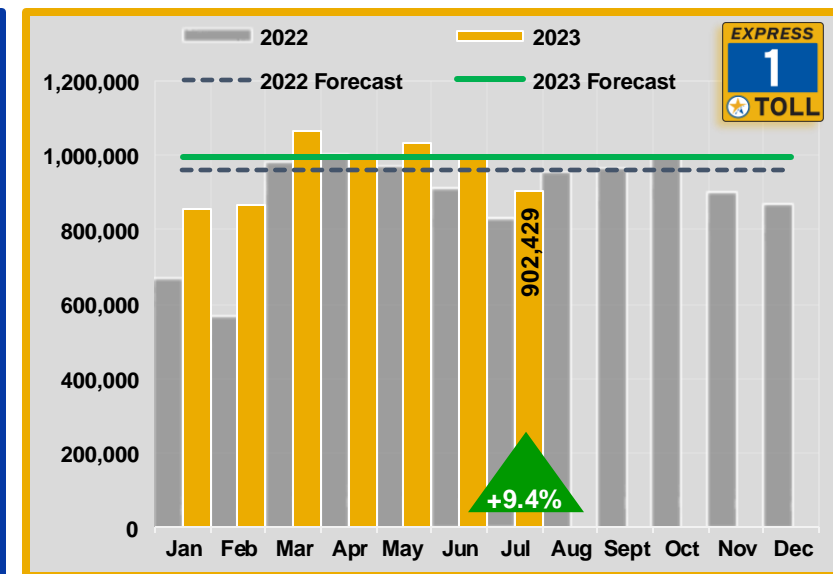
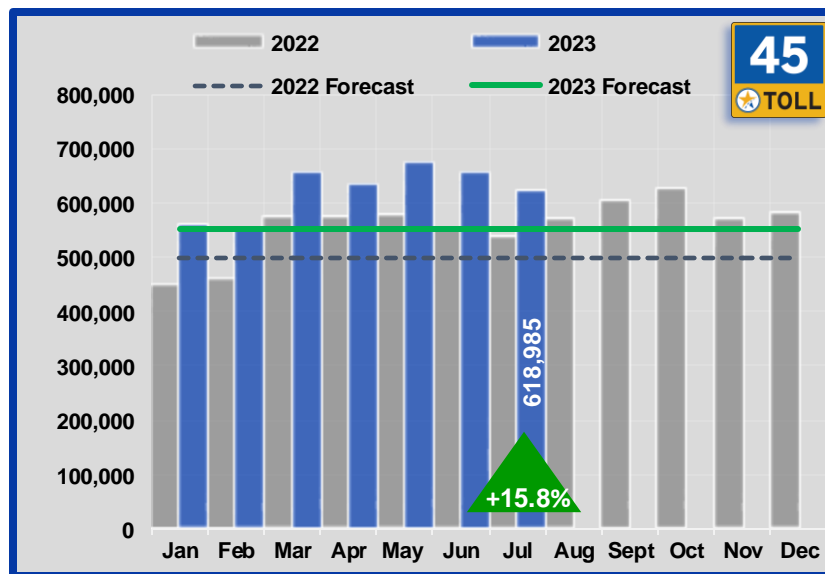
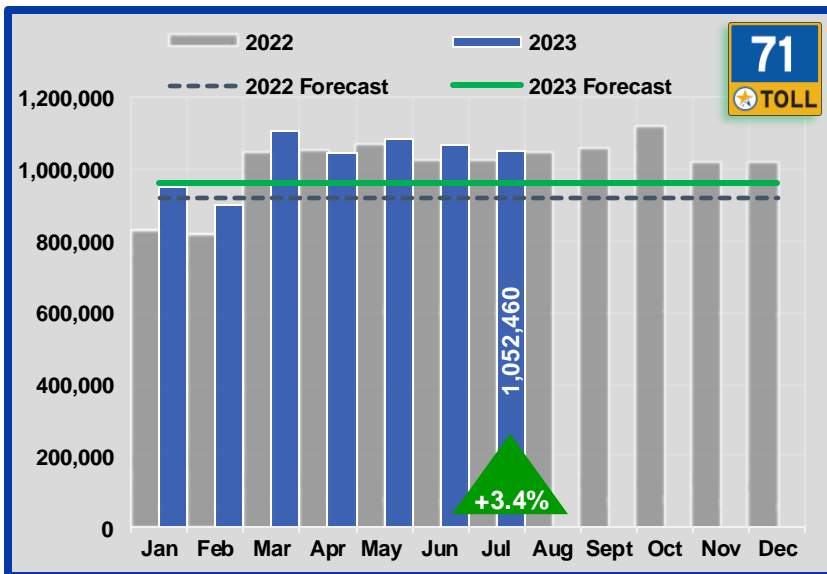
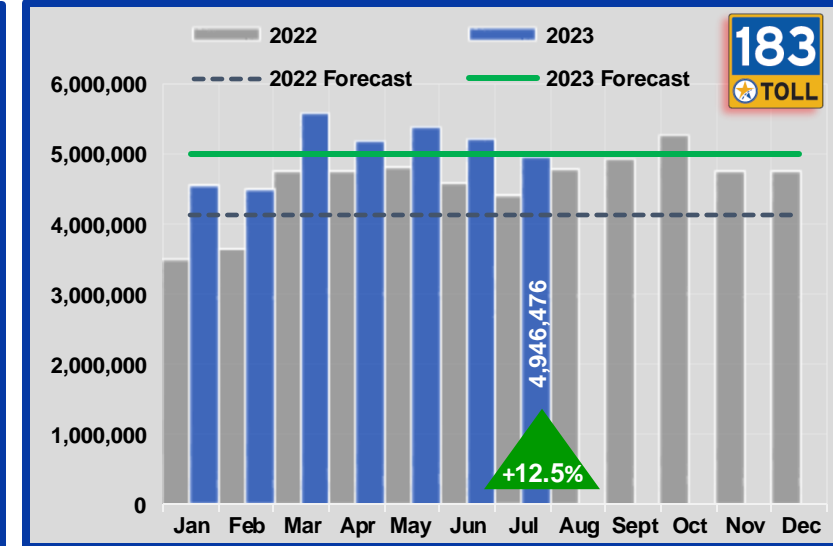
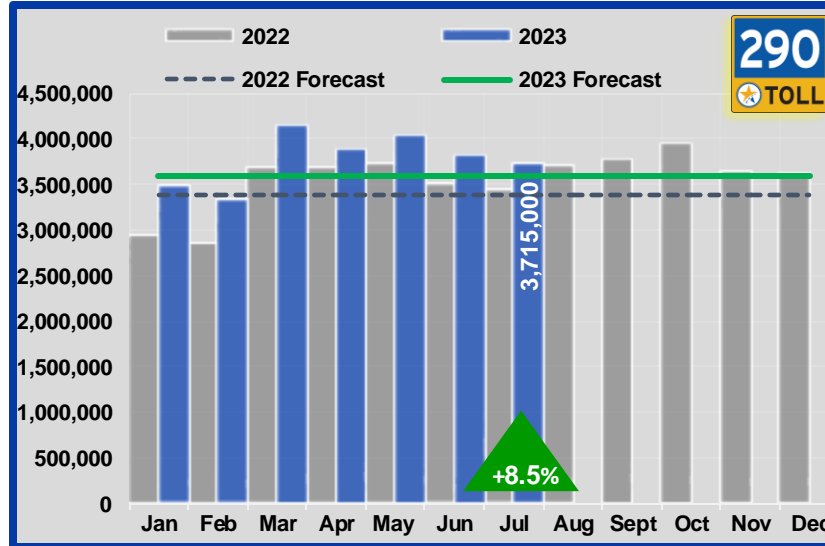
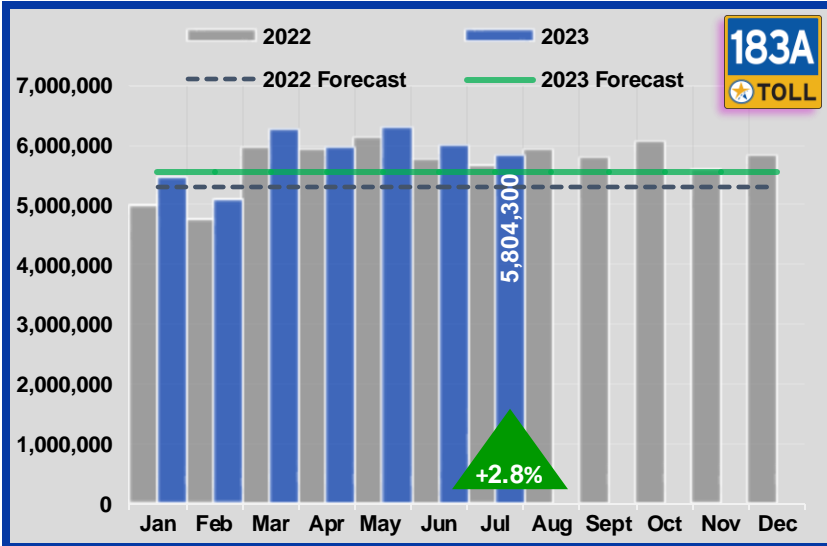
(Percent Change Over Last 24 Months)





# Monthly Transaction Trend by Roadway

(Percent Change Over July 2022)





# AGENDA ITEM #12A

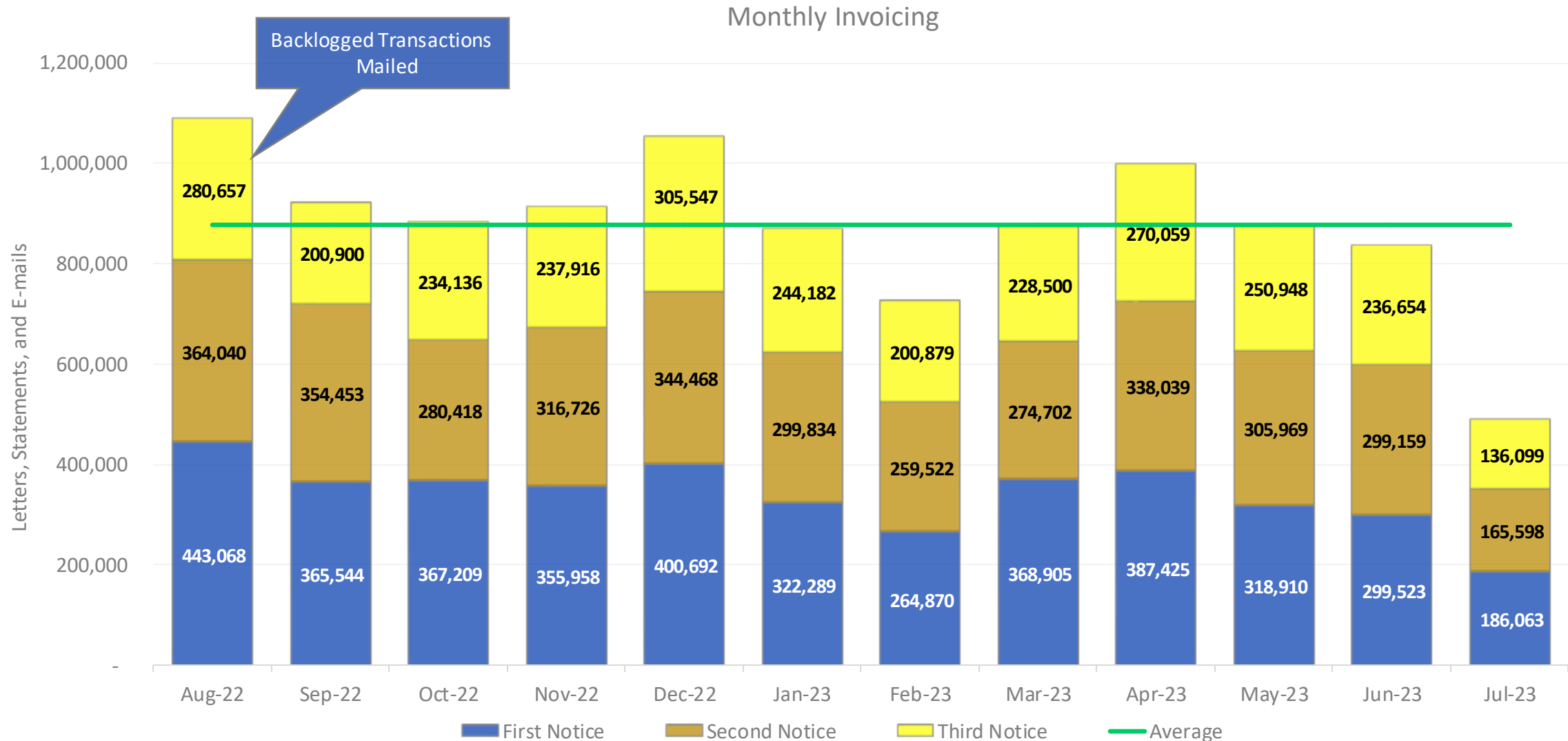
---

James Bass  
Executive Director

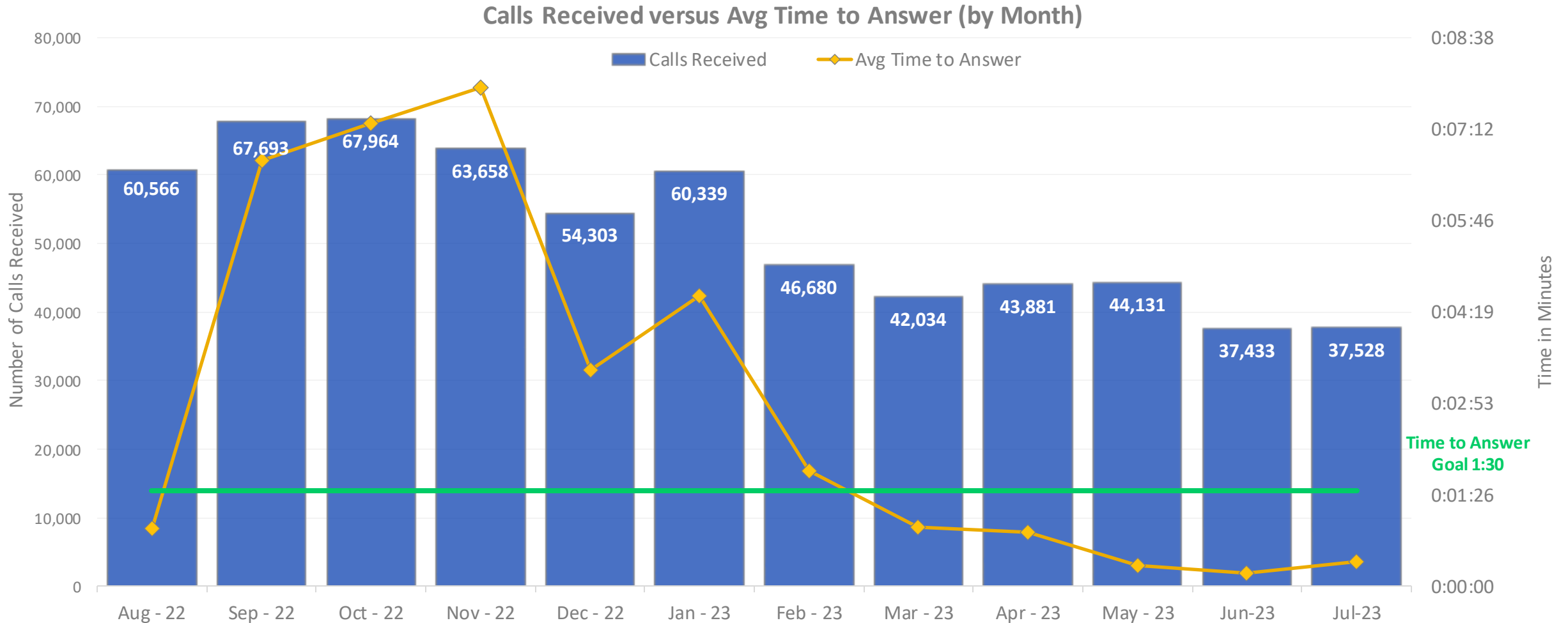
## Executive Director Report

- A. Agency performance metrics
  - I. Roadway performance
  - II. Call center performance

# CTRMA Invoicing Trends (Past Year)



# Call Center Performance (Past Year)

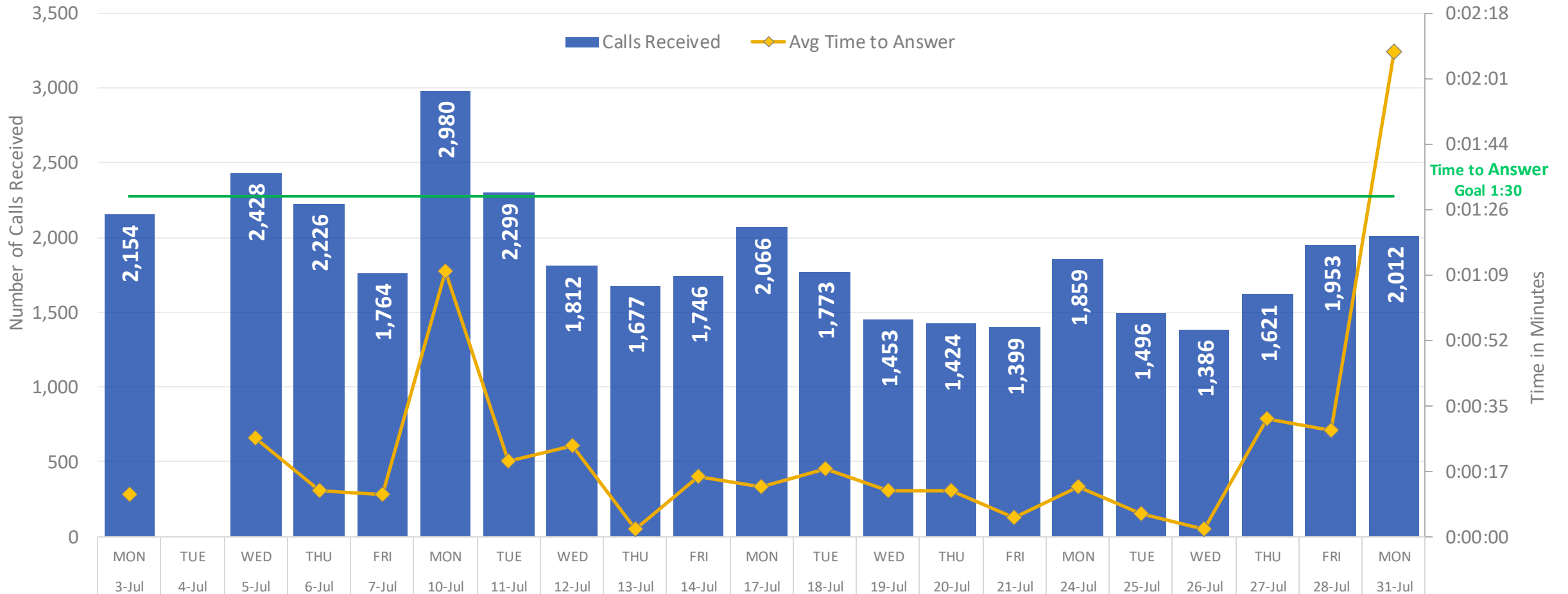




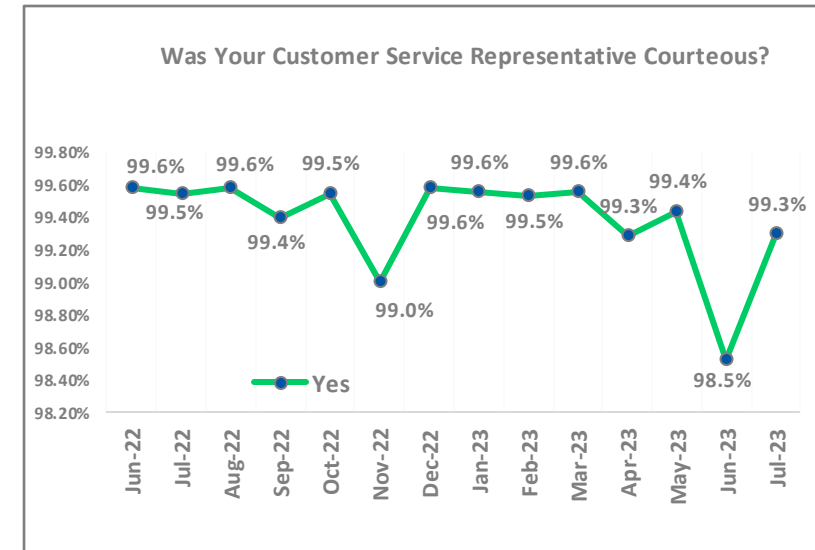
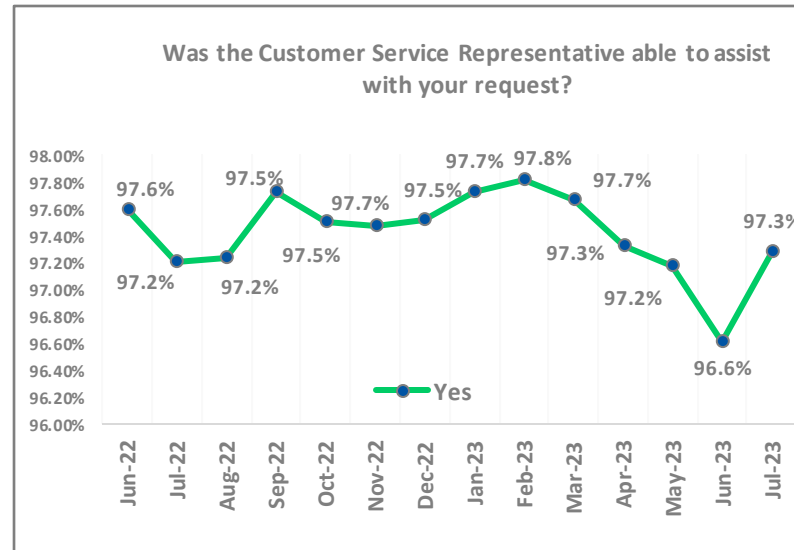
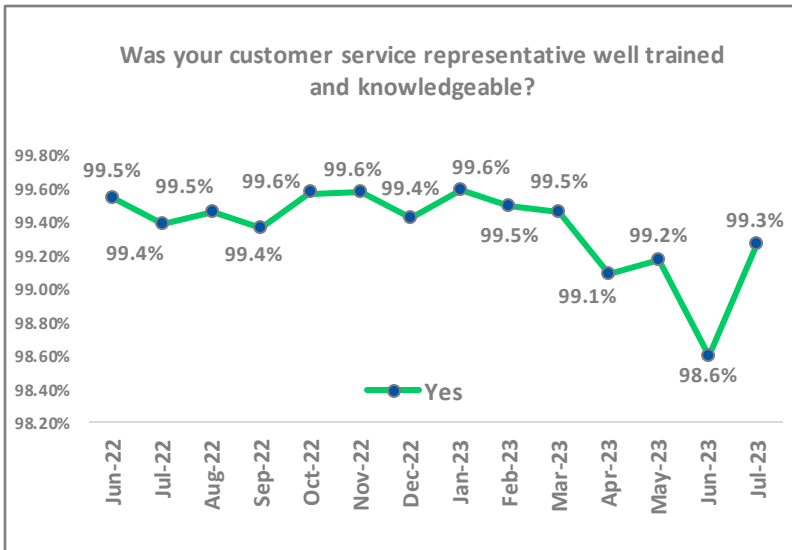
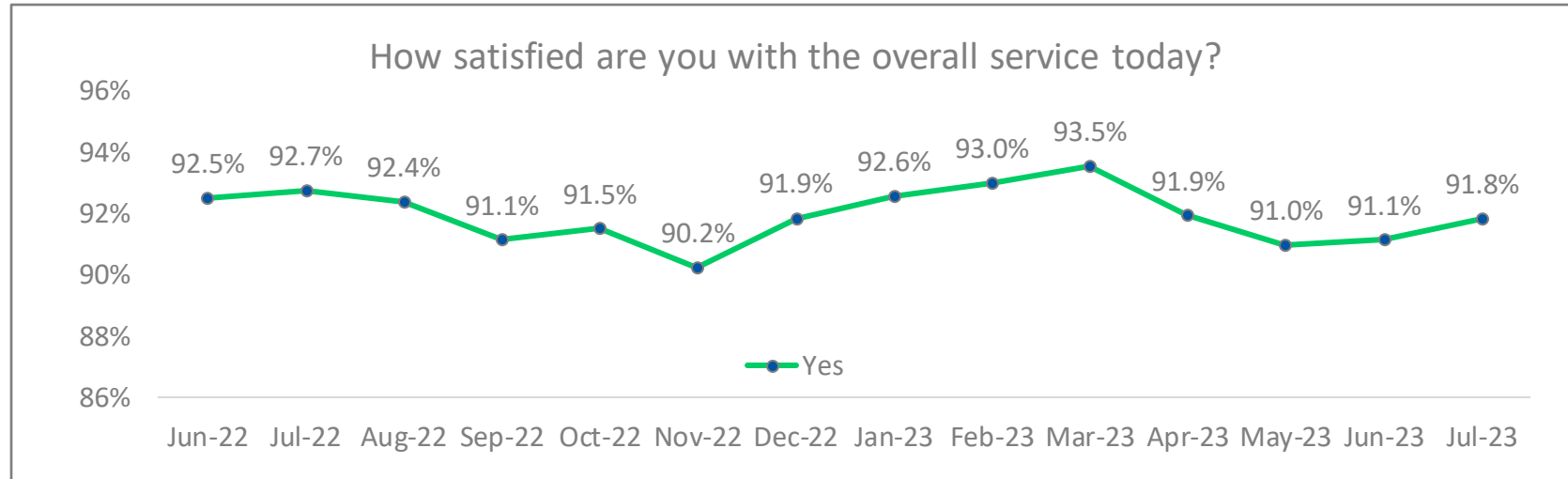
# Call Center Performance (July 2023)



Calls Received versus Avg Time to Answer (by Day)



# Call Center Customer Satisfaction



Total Number of July 2023 Responses = 6,727 (17.9%)

Post call survey of customers.



CENTRAL TEXAS REGIONAL  
**MOBILITY AUTHORITY**

# **EXECUTIVE SESSION**

---

# EXECUTIVE SESSION

---

ITEMS #13-16



CENTRAL TEXAS REGIONAL  
**MOBILITY AUTHORITY**

13. Discuss the sale, transfer or exchange of one or more parcels or interests in real property owned by the Mobility Authority and related legal issues as authorized by §551.071 (Consultation with Attorney) and §551.072 (Deliberation Regarding Real Property).
14. Discuss legal issues related to claims by or against the Mobility Authority; pending or contemplated litigation and any related settlement offers; or other matters as authorized by §551.071 (Consultation with Attorney).
15. Discuss legal issues relating to procurement and financing of Mobility Authority transportation projects and toll system improvements, as authorized by §551.071 (Consultation with Attorney).
16. Discuss personnel matters as authorized by §551.074 (Personnel Matters).





CENTRAL TEXAS REGIONAL  
**MOBILITY AUTHORITY**

REGULAR MEETING OF THE

# BOARD OF DIRECTORS

**ADJOURN MEETING #17**

**August 16, 2023**